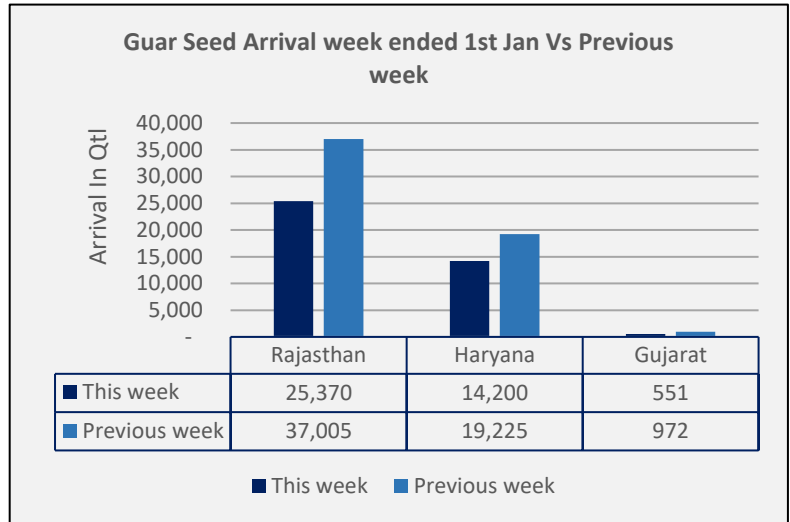


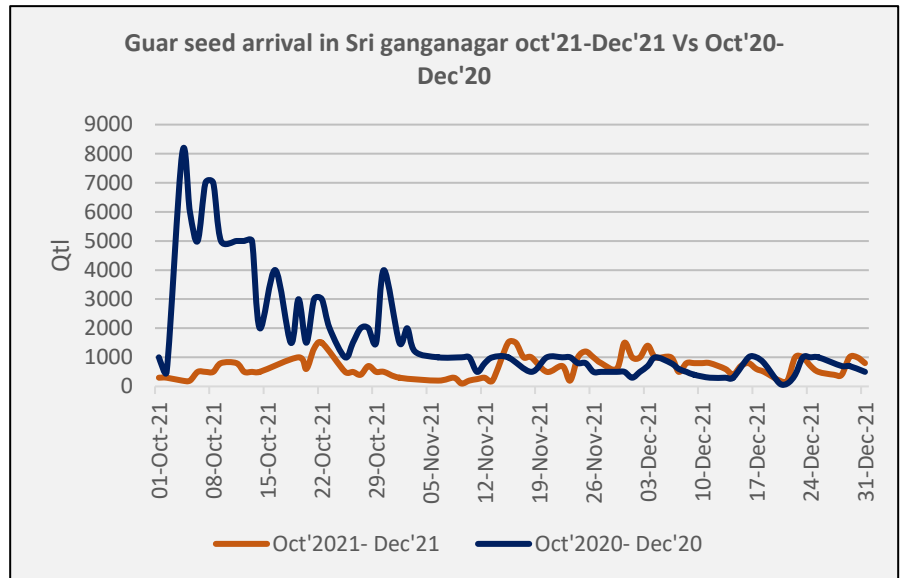
- In Jodhpur, guar seed prices remained steady as compared to previous day amid tight arrival in the market, In Rajasthan arrival stood at 1,240 Qtl as compared to 5,215 Qtl previous day, In Haryana arrival stood at 550 Qtl Vs 1,400 Qtl previous day. Arrival remained tight because of rainfall in major mandis and auction remain suspended.
- Week ended 1st Jan, guar seed arrival in Rajasthan arrival went down by 31% to 25,370 Qtl vs 37,005 Qtl previous week, In Haryana arrival went down by 26% to 14,200 Qtl vs 19,225 Qtl previous week and in Gujarat arrival went down by 43% to 551 Qtl vs 972 Qtl previous week.
- As on 31st Dec 2021, data released by Baker Hughes, the number of oilrigs in USA remain unchanged compared to previous week at 475.



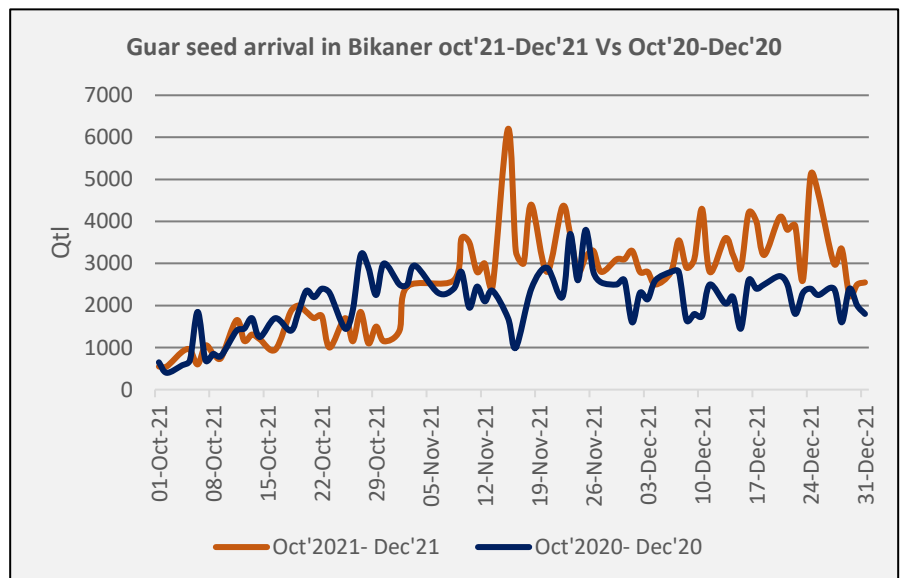
Monthly oilrig count in Oct'21 stood at 438 vs 201 last year same period. Increase in oilrig count continued this week as well, increase in oilrig count in US likely to support export demand which is major importer of guar. Additionally, Currently rupee against US dollar remained weak, likely to underpin guar exports.

- India's guar gum exports decreased in the month of November 2021 by 25.01% to 17,466 tonnes compared to 23,292 tonnes during previous month at an average FoB of US \$ 2169 per tonne in the month of Nov'2021 as compared to US \$ 1849 per tonne previous month. Further, the gum shipments were up by 30.21% in Nov'2021 compared to the same period last year. Of the total exported quantity, around 4,645 tonnes bought by US, Russia 4,000 tonnes, Germany 1,322 tonnes, china 1,070 tonnes, Australia 1,041 tonnes and Canada 862 tonnes.
- India's guar split exports increased in the month of Nov'2021 by 1.55% to 2,620 tonnes compared to 2,580 tonnes previous month at an average FoB of US \$ 1,557 per tonne in the month of Nov'21 compared to US \$ 1,325 per tonne previous month. However, the guar split shipments gone down by 42.51 % in Nov'21 2021 compared to the same period last year. Of the total exported quantity, around 1,900 tonnes bought by China, US 660 tonnes and Switzerland 60 tonnes.
- As on 10th Dec 2021, data released by Baker Hughes, the number of oilrigs in USA went up by 4 to 471 compared to 467 previous week. Monthly oilrig count in Oct'21 stood at 438 vs 201 last year same period. Increase in oilrig count continued this week as well, increase in oilrig count in US likely to boost export demand which is major importer of guar. Additionally, Currently rupee against US dollar remained weak, likely to support guar exports.

- In Sri Ganganagar, Oct-Dec'21 arrival stood 60% lower at 47,350 Qtl vs 118,600 Qtl in same period last year. Whereas, in Dec'21 arrival stood 42% higher at 19,900 Qtl vs 14,000 Qtl in Dec'20 and in November'21 arrival stood 17% lower at 14,050 Qtl vs 16,900 Qtl last year same period.



- In Bikaner (Bikaner, Nokha, Khajuwala and Lunkaransar), Oct-Dec'21 arrival went 21% up at 1,88,630 Qtl vs 1,55,580 Qtl in same period last year. Whereas, in Dec'21 arrival stood 51% higher at 89,750 Qtl vs 59,300 Qtl in Dec'20
- As per sources, farmers are willing to hold more guar produce this year due to anticipation of higher prices in future.



- According to Rajasthan govt 2021-22 first advance

estimates, Guar seed production estimate pegged at 13.73 lakh tonnes vs 11.36 lakh tonne last year, Additionally, 2021-22 acreage stood at 21.13 lakh hectare as compared to 24.84 lakh hectare last year. Yield pegged higher at 650 kg/Ha vs 458 kg/Ha last year.

- According to Gujarat govt 2021-22 first advance estimates, Guar Seed production estimate pegged at 1.01 lakh tonne Vs 0.85 Lakh tonnes last year, Additionally, 2021-22 acreage stood at 1.21 lakh ha Vs 1.22 lakh ha. Yield pegged higher at 873 kg/ha Vs 699 Kg/ Ha last year.
- According to the provisional data from Agricultural and Processed Food Products Export Development Authority (APEDA), the guar gum exports from India increased by 46% to 1,85,222 metric tonnes during April-Oct(2020-2021) this fiscal vs 1,26,808 metric tonnes during the corresponding period last year. In value terms, the exports went up to Rs. 1,631 crores vs Rs. 1,061 Cr. crores same period last year.

Previous Updates:

- India's guar gum exports increased in the month of October 2021 by 21.74% to 23,292 tonnes compared to 19,132 tonnes during previous month at an average FoB of US \$ 1849 per tonne in the month of Oct'2021 as compared to US \$ 1756 per tonne previous month. Further, the gum shipments were up by 62.53% in Oct'2021 compared to the same period last year. Of the total exported quantity, around 10,083 tonnes bought by US, Russia 3,327 tonnes, Germany 2,711 tonnes, china 789 tonnes, Australia 466 tonnes and Canada 911 tonnes.
- India's guar split exports decreased in the month of Oct'2021 by 29.51% to 2,580 tonnes compared to 3,660 tonnes previous month at an average FoB of US \$ 1325 per tonne in the month of Oct'21 compared to US \$ 1,370 per tonne previous month. However, the guar split shipments gone down by 24.78% in Oct 2021 compared to the same period last year. Of the total exported quantity, around 1,900 tonnes bought by China, US 500 tonnes and Netherland 120 tonnes.
- **Outlook:** The guar seed and guar gum prices are likely to trade with firm to steady bias amid tight arrival. Guar seed prices are expected to trade around Rs5800-6500/Qtl in near term.

NCDEX-FUTURES MARKET – Guar Seed

Contract	%	Open	High	Low	Close	Volume	Change	OI	Change
Jan-21	-0.65	6190	6220	6143	6159	19295	-4395	31195	-4645
Feb-22	-0.59	6256	6285	6205	6227	35335	-1340	52140	7495

NCDEX-FUTURES MARKET- Guar Gum

Contract	%	Open	High	Low	Close	Volume	Change	OI	Change
Jan-21	-1.46	11147	11240	10930	10999	8930	-1265	15370	-2,465
Feb-22	-1.52	11293	11370	11060	11121	18100	2165	39875	2,915

Guar seed Stock Position:

Stocks	Demat	In-Process	Total
	04-Jan-22	04-Jan-22	04-Jan-22
Bikaner	18334	111	18445
Deesa	138	-	138
Sri Ganganagar	1281	-	1281
Jodhpur	724	-	724



Nokha	-	-	-
-------	---	---	---

Guar Gum Stock Position:			
Stocks	Demat	In-Process	Total
	04-Jan-22	04-Jan-22	04-Jan-22
Deesa	120	-	120
Bikaner	4292	-	4292
Jodhpur	15883	40	15923
Nokha	4029	30	4059
Sri Ganganagar	60	-	60

Churi and Korma Prices:		5-Jan-22
Commodity	Center	Rs./75 kg.
Churi	Jodhpur	2300
Korma	Jodhpur	3500
Churi	Sri Ganganagar	2475
Korma	Sri Ganganagar	3600

Guar Export Prices:		5-Jan-22	5-Jan-22
	Variety	Value (Rs/Kg)	Value (\$/MT)
Guargum/Split (Mundra Port)		61	819
Guargum Powder	200 Mesh 5000 CPS	75	1007
	200 Mesh 3500 CPS	72	967
Guargum Meal	Meal 40%	28	376
	Meal 50%	41	550

Guar seed EDD:					
	10-Jan-21	10-Feb-22	10-Mar-22	10-Apr-22	10-May-22
Bikaner	1582	502	40	20	3783
Deesa	-	-	-	-	-
Sri Ganganagar	-	-			371
Jodhpur	-	-	-	-	50
Nokha	-	-	-	-	-

Guar Gum EDD:					
	10-Jan-21	10-Feb-22	10-Mar-22	10-Apr-22	10-May-22
Deesa	-	-	-	-	-
Bikaner	-	-	-	-	1220
Jodhpur	50	313	546	690	3360
Nokha	100	229	209	389	1220
Sri Ganganagar	-	10	-	30	40

Guar Seed Prices at Key Spot Markets:

Commodity	District	Centre	Prices (Rs/Qtl)		Change
			5-Jan-22	4-Jan-22	
Guar Seed					
Rajasthan	Jodhpur	Jodhpur (Loose)	5800	5800	Unch
		Jodhpur(Delivery)	6090	6090	Unch
	Sri-Ganganagar	Sri-Ganganagar(Loose)	5900	5900	Unch
		Sri-Ganganagar (Delivery)	6050	6050	Unch
		Rawla (Loose)	NR	6000	-
		Gharsana (Loose)	NR	6025	-
		Raisinghnagar (Loose)	NR	6100	-
	Bikaner	Bikaner (Loose)	NR	5900	-
		Bikaner (Delivery)	NR	6195	-
		Nokha(Loose)	NR	5900	-
		Nokha (Delivery)	NR	6195	-
		Khajuwala (Loose)	NR	5850	-
		Khajuwala (Delivery)	NR	6143	-
		Lunkaransar (Loose)	NR	5950	-
	Hanumangarh	Hanumangarh (Loose)	NR	5800	-
		Hanumangarh (Delivery)	NR	6090	-
		Nohar (Loose)	NR	NR	-
		Pilibanga (Loose)	NR	5725	-
	Nagaur	Nagaur (Loose)	NR	5950	-
	Churu	Churu (Delivery)	6000	6000	Unch
Alwar	Alwar (Loose)	5400	5400	Unch	
Haryana	Hisar	Adampur (Loose)	5700	5800	-100
		Adampur (Delivery)	5985	6090	-105
	Bhiwani	Bhiwani (Delivery)	NR	NR	-
		Siwani (Loose)	5900	5975	-75
	Sirsa	Sirsa (Loose)	5600	5770	-170
		Dhabwali (Loose)	NR	NR	-
		Dhabwali (Delivery)	NR	NR	-
		Ellanabad (Loose)	NR	NR	-
Fatehabad	Fatehabad (Loose)	NR	5400	-	
Gujarat	Banaskantha	Deesa (Loose)	NA	NA	-
	Patan	Patan (Loose)	5605	5730	-125
	Rajkot	Rajkot (Loose)	5700	5670	30
	Jamnagar	Dhrol (Loose)	NA	NA	-

Madhya Pradesh	Gwalior	Dabra (Loose)	NA	NA	-
Guar Gum					
Rajasthan	Jodhpur	Jodhpur	11200	10500	700
	Alwar	Alwar	NR	NR	-
	Hanumangarh	Nohar	NR	NR	-
Haryana	Bhiwani	Bhiwani	NR	NR	-
	Sirsa	Sirsa	11250	11400	-150
		Dhabwali	NR	NR	-
		Ellanabad	NR	NR	-
Fatehabad	Fatehabad	NR	10500	-	

Guar Seed Arrivals in Key Centers					
Commodity	District	Centre	Arrivals (Quintals)		Change
			5-Jan-22	4-Jan-22	
Guar Seed	Jodhpur	Jodhpur	70	20	50
	Sri-Ganganagar	Sri-Ganganagar	1000	1000	Unch
		Rawla	NR	125	-
		Gharsana	NR	150	-
		Raisinghnagar	NR	100	-
	Bikaner	Bikaner	NR	600	-
		Nokha	NR	500	-
		Khajuwala	NR	300	-
		Lunkaransar	NR	1500	-
	Hanumangarh	Hanumangarh	NR	50	-
		Nohar	NR	NR	-
		Pilibanga	NR	200	-
	Nagaur	Nagaur	NR	500	-
	Churu	Churu	100	100	Unch
	Alwar	Alwar	70	70	Unch
Haryana	Hisar	Adampur	NA	800	-
	Bhiwani	Bhiwani	NR	NR	-
		Siwani	50	100	-50
	Sirsa	Sirsa	500	400	100
		Dhabwali	NR	NR	-
		Ellanabad	NR	NR	-
Fatehabad	Fatehabad	NR	100	-	
Gujarat	Banaskantha	Deesa	NA	NA	-
	Patan	Patan	25	63	-38
	Rajkot	Rajkot	30	50	-20

	Jamnagar	Dhrol	NA	NA	-
Madhya Pradesh	Gwalior	Dabra	NA	NA	-
Total Arrivals/Above Markets			1845	6728	-4883

Disclaimer

The information and opinions contained in the document have been compiled from sources believed to be reliable. The company does not warrant its accuracy, completeness and correctness. Use of data and information contained in this report is at your own risk. This document is not, and should not be construed as, an offer to sell or solicitation to buy any commodities. This document may not be reproduced, distributed or published, in whole or in part, by any recipient hereof for any purpose without prior permission from the Company. IASL and its affiliates and/or their officers, directors and employees may have positions in any commodities mentioned in this document (or in any related investment) and may from time to time add to or dispose of any such commodities (or investment). Please see the detailed disclaimer at <http://www.agriwatch.com/Disclaimer.asp> © 2021 Indian Agribusiness Systems Pvt Ltd.