

Today's Update

Today, Guar seed prices remained sideways and went marginally down by 0.6% to Rs. 5,040/qtl. In other cash market Guar seed traded with weak sentiments amid higher acreage. In Rajasthan, arrivals recorded at 570 qtl vs 650 qtl previous day. In Haryana, arrivals recorded at 250 Qtl Vs 200 qtl previous day. Jodhpur Guar seed delivery prices are expected to trade range bound with weak bias at Rs. 5000-5300/Qtl in near term amid higher acreage and above average rainfall in western Rajasthan.

As on 22nd July'2022, as per data released by Baker Hughes, the number of oilrigs in USA remain unchanged at 599 as compared to previous week.

Weather and sowing Updates

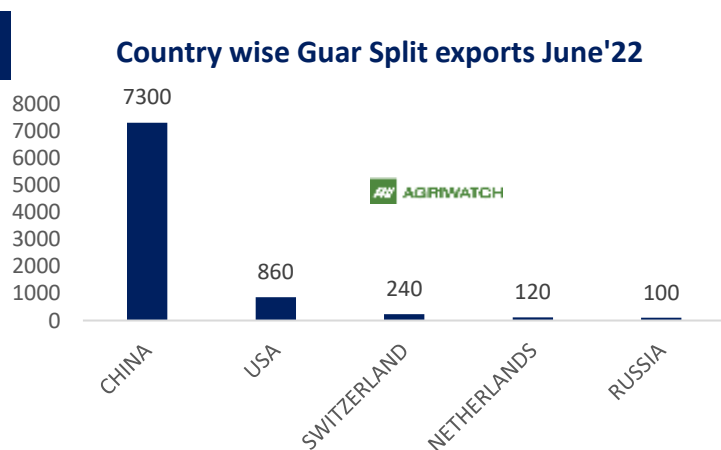
As of 27th July'22, According to the Department of Agriculture, Rajasthan, Guar sowing is up by 120% at 26.17 Lakh hectare as compared to 11.88 Lakh hectare previous year same period. This season sowing area is high due to early rains and better returns.

In western Rajasthan, from 1st June to 29th July'2022 Cumulative rainfall is at 88%. Higher acreage amid good rainfall kept Guar seed and gum prices under pressure. The prices have corrected by more than 20% since April due to forecast of normal rains and improved area under Guar seed.

Western Rajasthan Districts	Cumulative Rainfall Departure (%) 1st June to 29th July'22 In Western Rajasthan Districts
Ganganagar	160%
Bikaner	144%
Jaisalmer	142%
Churu	97%
Nagaur	92%
Barmer	41%
Jodhpur	104%
Hanumangarh	18%
Jalor	40%
Pali	27%
West Rajasthan	88%
Rajasthan	55%

Guar Split Exports

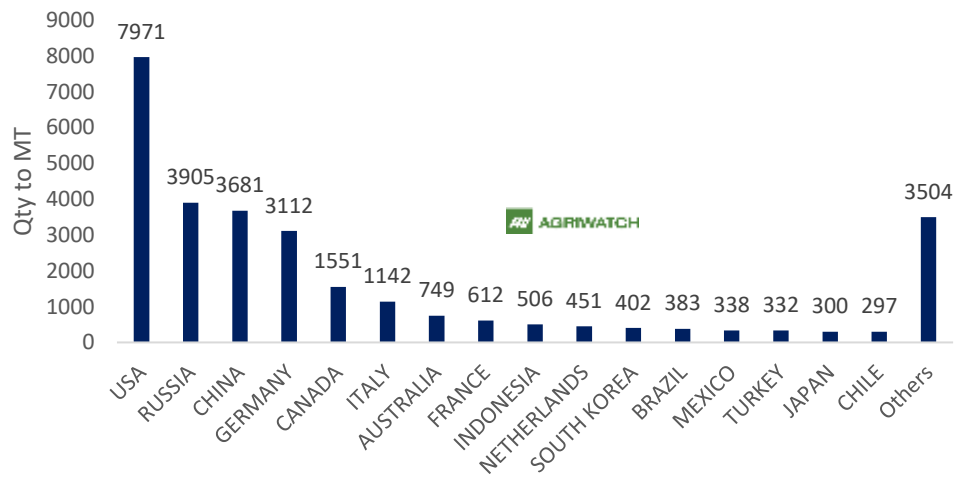
India's Guar split exports increased in the month of June'2022 by 61% to 8,620 MT as compared to 5,347 MT previous month. However, the Guar split shipments down by 4.39% in June'22 compared to the same period last year. Out of the total exports, around 7,300 MT (84.69%) bought by China, US 860 MT (9.98%).



Guar Gum Exports: India's

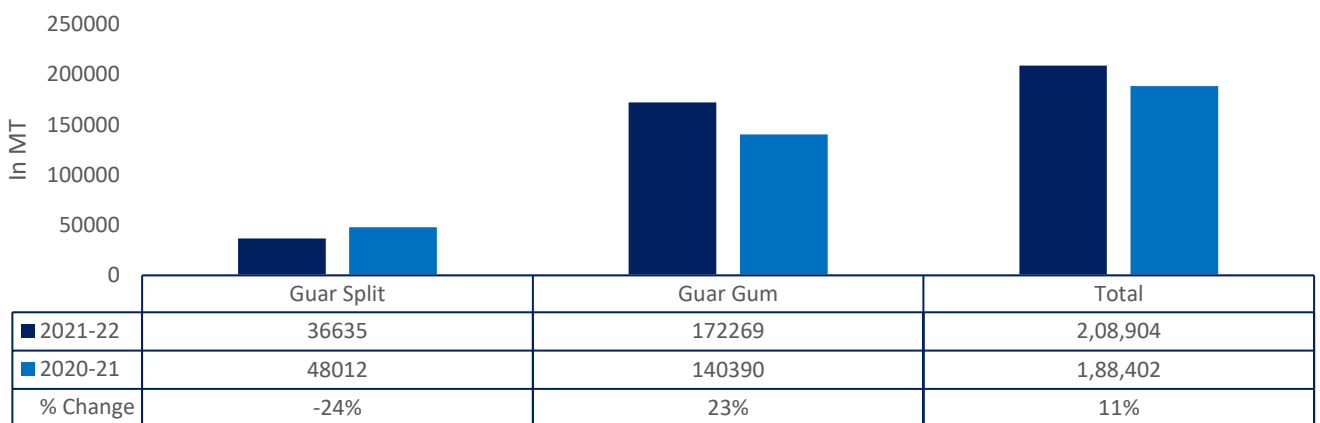
Guar gum exports increased in the month of June'2022 by 5.36% to 29,236 MT compared to 27,748 MT during previous month. However, the gum shipments were up by 56.28% in June'2022 compared to the same period last year. Out of the total exported quantity, around 7971 MT (27.27%) bought by US, Russia bought 3,905 MT (13.36%), China 3,681 MT (12.59%), Germany 3,112 MT (10.64%). Export demand was driven by bullish crude oil prices. We expect Guar export in July'22 at 25,000-28,000 tonnes.

Country wise Guar Gum export June'22



Total Cumulative Guar exports Oct-June'22 recorded up by 11% to 2.08 Lakh tonnes as compared to 1.88 Lakh tonnes previous year same period amid bullish crude oil prices and increase in oil rig count.

Cumulative guar exports Oct-June'2022



■ 2021-22 ■ 2020-21

NCDEX-FUTURES MARKET – Guar Seed									
Contract	% chg	Open	High	Low	Close	Volume	Change	OI	Change
Aug-22	-1.22	4935	4956	4798	4871	18130	▼-11980	33490	▼-1265
Sept-22	-1.30	5010	5010	4851	4918	12965	▼-1720	22560	▲2435

NCDEX-FUTURES MARKET- Guar Gum									
Contract	% chg	Open	High	Low	Close	Volume	Change	OI	Change
Aug-22	-0.04	8850	8990	8721	8913	9545	▼-4995	18010	▼-2175
Sept-22	-0.11	9001	9090	8810	9003	10780	▼-665	27485	▲1545

Guar seed Stock Position:			
Stocks	Demat	In-Process	Total
	30-Jul-22	30-Jul-22	30-Jul-22
Bikaner	24733	20	24733
Deesa	10	0	10
Sri Ganganagar	1064	0	1064
Jodhpur	387	0	387
Nokha	0	0	0

Guar Gum Stock Position:			
Stocks	Demat	In-Process	Total
	30-Jul-22	30-Jul-22	30-Jul-22
Deesa	20	0	20
Bikaner	4848	0	4848
Jodhpur	11261	0	11261
Nokha	1758	0	1758
Sri Ganganagar	145	0	145

Churi and Korma Prices:		1-Aug-22
Commodity	Centre	Rs./75 kg.
Churi	Jodhpur	2050
Korma	Jodhpur	3188

Guar seed EDD:					
	10-Aug-22	10-Sept-22	10-Oct-22	10-Nov-22	10-Dec-22
Bikaner	865	2045	1827	6460	3562
Deesa	79	-	-	-	10
Sri Ganganagar	41	20	110	320	266
Jodhpur	-	-	79	428	30
Nokha	-	-	-	-	-

Guar Gum EDD:					
	10-Aug-22	10-Sept-22	10-Oct-22	10-Nov-22	10-Dec-22
Deesa	20	-	-	-	-
Bikaner	-	806	1055	656	-
Jodhpur	810	890	2910	2781	471
Nokha	125	195	400	270	195
Sri Ganganagar	-	-	-	10	-

Guar Seed Prices at Key Spot Markets:

Commodity	District	Centre	Prices (Rs/Qtl)		Change
			1-Aug-22	30-Jul-22	
Guar Seed					
Rajasthan	Jodhpur	Jodhpur (Loose)	4800	4830	-30
		Jodhpur(Delivery)	5040	5072	-32
	Sri-Ganganagar	Sri-Ganganagar(Loose)	4600	NA	-
		Sri-Ganganagar (Delivery)	4750	NA	-
		Rawla (Loose)	NA	0	-
		Gharsana (Loose)	NA	4960	-
		Raisinghnagar (Loose)	NA	-	-
	Bikaner	Bikaner (Loose)	4550	4850	-300
		Bikaner (Delivery)	4778	5093	-315
		Nokha(Loose)	4625	4700	-75
		Nokha (Delivery)	4856	4935	-79
		Khajuwala (Loose)	NA	-	-
		Khajuwala (Delivery)	NA	-	-
		Lunkaransar (Loose)	4730	4750	-20
	Hanumangarh	Hanumangarh (Loose)	4500	NA	-
		Hanumangarh (Delivery)	4725	NA	-
		Nohar (Loose)	NA	4250	-
		Pilibanga (Loose)	NA	4250	-
	Nagaur	Nagaur (Loose)	NA	5000	-
	Churu	Churu (Delivery)	5000	5000	Unch
Alwar	Alwar (Loose)	4600	4600	Unch	
Haryana	Hisar	Adampur (Loose)	4850	NA	-
		Adampur (Delivery)	5093	NA	-
	Bhiwani	Bhiwani (Delivery)	NA	0	-
		Siwani (Loose)	4930	4950	-20
	Sirsa	Sirsa (Loose)	4800	4800	Unch
		Dhabwali (Loose)	NA	0	-
		Dhabwali (Delivery)	NA	0	-
		Ellanabad (Loose)	NA	4710	-
	Fatehabad	Fatehabad (Loose)	NA	4900	-
	Gujarat	Banaskantha	Deesa (Loose)	NA	0
Patan		Patan (Loose)	4605	4680	-75
Rajkot		Rajkot (Loose)	4855	4925	-70
Jamnagar		Dhrol (Loose)	4725	-	-

Madhya Pradesh	Gwalior	Dabra (Loose)	NA	-	-
Guar Gum					
Rajasthan	Jodhpur	Jodhpur	9100	9300	-200
	Alwar	Alwar	9100	9100	Unch
	Hanumangarh	Nohar	NA	-	-
Haryana	Bhiwani	Bhiwani	NA	-	-
	Sirsa	Sirsa	9200	9300	-100
		Dhabwali	NA	-	-
		Ellanabad	NA	-	-
Fatehabad	Fatehabad	NA	9200	-	

Guar Seed Arrivals in Key Centers							
Commodity	District	Centre	Arrivals (Quintals)		Change		
			Guar Seed			1-Aug-22	30-Jul-22
Rajasthan	Jodhpur	Jodhpur			NA	-	
	Sri-Ganganagar	Sri-Ganganagar			60	NA	-
		Rawla			NA	-	-
		Gharsana			NA	-	-
		Raisinghnagar			NA	-	-
	Bikaner	Bikaner			150	100	50
		Nokha			50	50	Unch
		Khajuwala			NA	-	-
		Lunkaransar			300	500	-200
	Hanumangarh	Hanumangarh			10	NA	-
		Nohar			NA	15	-
		Pilibanga			NA	25	-
	Nagaur	Nagaur			NA	22	-
	Churu	Churu			NA	-	-
Alwar	Alwar			NA	-	-	
Haryana	Hisar	Adampur			50	NA	-
	Bhiwani	Bhiwani			NA	-	-
		Siwani			200	200	Unch
	Sirsa	Sirsa			NA	-	-
		Dhabwali			NA	-	-
		Ellanabad			NA	13	-
Fatehabad	Fatehabad			NA	-	-	
Gujarat	Banaskantha	Deesa			NA	-	-
	Patan	Patan			22	6	16
	Rajkot	Rajkot			100	20	80

	Jamnagar	Dhrol	12	-	12
Madhya Pradesh	Gwalior	Dabra	NA	-	-
Total Arrivals/Above Markets			954	951	3

Disclaimer

The information and opinions contained in the document have been compiled from sources believed to be reliable. The company does not warrant its accuracy, completeness and correctness. Use of data and information contained in this report is at your own risk. This document is not, and should not be construed as, an offer to sell or solicitation to buy any commodities. This document may not be reproduced, distributed or published, in whole or in part, by any recipient hereof for any purpose without prior permission from the Company. IASL and its affiliates and/or their officers, directors and employees may have positions in any commodities mentioned in this document (or in any related investment) and may from time to time add to or dispose of any such commodities (or investment). Please see the detailed disclaimer at <http://www.agriwatch.com/Disclaimer.asp> © 2022 Indian Agribusiness Systems Limited