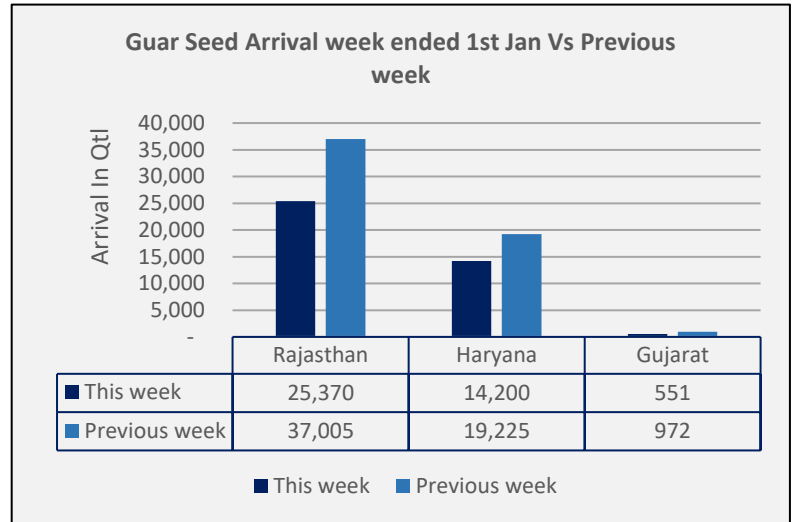


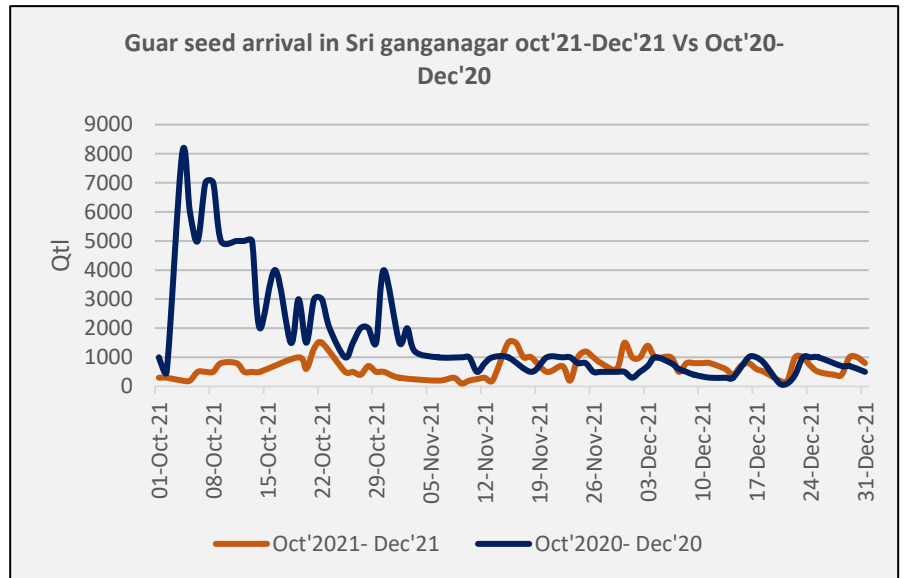
- In Jodhpur, guar seed prices remained firm as compared to previous day amid tight arrival in the market, In Rajasthan arrival stood at 745Qtl as compared to 2,250 Qtl previous day, In Haryana arrival stood at 1,250 Qtl Vs 720 Qtl previous day. Tight arrival continued today too because of rainfall in major mandis and auction remain suspended.
- Week ended 1st Jan, guar seed arrival in Rajasthan arrival went down by 31% to 25,370 Qtl vs 37,005 Qtl previous week, In Haryana arrival went down by 26% to 14,200 Qtl vs 19,225 Qtl previous week and in Gujarat arrival went down by 43% to 551 Qtl vs 972 Qtl previous week.
- As on 31<sup>st</sup> Dec 2021, data released by Baker Hughes, the number of oilrigs in USA remain unchanged compared to previous week at 475.



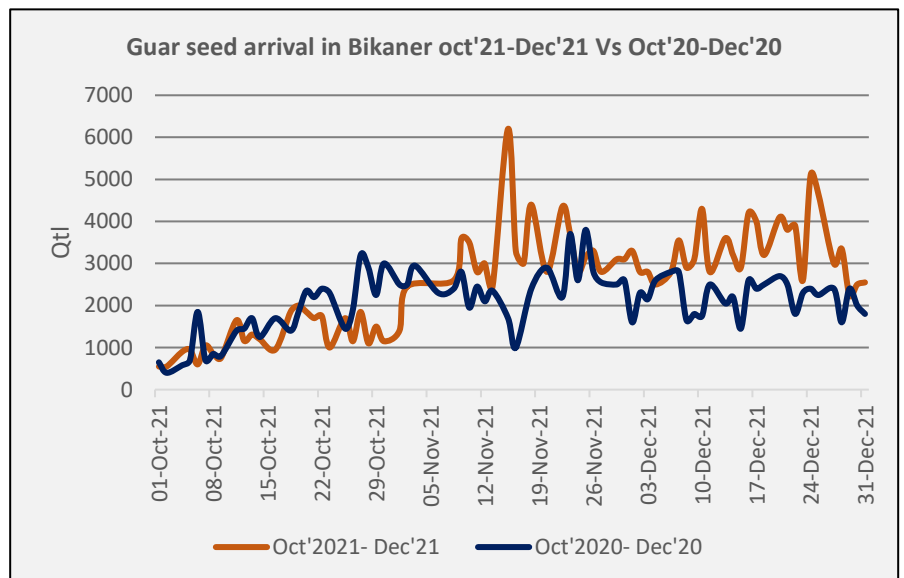
Monthly oilrig count in Oct'21 stood at 438 vs 201 last year same period. Increase in oilrig count continued this week as well, increase in oilrig count in US likely to support export demand which is major importer of guar. Additionally, Currently rupee against US dollar remained weak, likely to underpin guar exports.

- India's guar gum exports decreased in the month of November 2021 by 25.01% to 17,466 tonnes compared to 23,292 tonnes during previous month at an average FoB of US \$ 2169 per tonne in the month of Nov'2021 as compared to US \$ 1849 per tonne previous month. Further, the gum shipments were up by 30.21% in Nov'2021 compared to the same period last year. Of the total exported quantity, around 4,645 tonnes bought by US, Russia 4,000 tonnes, Germany 1,322 tonnes, china 1,070 tonnes, Australia 1,041 tonnes and Canada 862 tonnes.
- India's guar split exports increased in the month of Nov'2021 by 1.55% to 2,620 tonnes compared to 2,580 tonnes previous month at an average FoB of US \$ 1,557 per tonne in the month of Nov'21 compared to US \$ 1,325 per tonne previous month. However, the guar split shipments gone down by 42.51 % in Nov'21 2021 compared to the same period last year. Of the total exported quantity, around 1,900 tonnes bought by China, US 660 tonnes and Switzerland 60 tonnes.
- As on 10th Dec 2021, data released by Baker Hughes, the number of oilrigs in USA went up by 4 to 471 compared to 467 previous week. Monthly oilrig count in Oct'21 stood at 438 vs 201 last year same period. Increase in oilrig count continued this week as well, increase in oilrig count in US likely to boost export demand which is major importer of guar. Additionally, Currently rupee against US dollar remained weak, likely to support guar exports.

- In Sri Ganganagar, Oct-Dec'21 arrival stood 60% lower at 47,350 Qtl vs 118,600 Qtl in same period last year. Whereas, in Dec'21 arrival stood 42% higher at 19,900 Qtl vs 14,000 Qtl in Dec'20 and in November'21 arrival stood 17% lower at 14,050 Qtl vs 16,900 Qtl last year same period.



- In Bikaner (Bikaner, Nokha, Khajuwala and Lunkaransar), Oct-Dec'21 arrival went 21% up at 1,88,630 Qtl vs 1,55,580 Qtl in same period last year. Whereas, in Dec'21 arrival stood 51% higher at 89,750 Qtl vs 59,300 Qtl in Dec'20
- As per sources, farmers are willing to hold more guar produce this year due to anticipation of higher prices in future.



- According to Rajasthan govt 2021-22 first advance

estimates, Guar seed production estimate pegged at 13.73 lakh tonnes vs 11.36 lakh tonne last year, Additionally, 2021-22 acreage stood at 21.13 lakh hectare as compared to 24.84 lakh hectare last year. Yield pegged higher at 650 kg/Ha vs 458 kg/Ha last year.

- According to Gujarat govt 2021-22 first advance estimates, Guar Seed production estimate pegged at 1.01 lakh tonne Vs 0.85 Lakh tonnes last year, Additionally, 2021-22 acreage stood at 1.21 lakh ha Vs 1.22 lakh ha. Yield pegged higher at 873 kg/ha Vs 699 Kg/ Ha last year.
- According to the provisional data from Agricultural and Processed Food Products Export Development Authority (APEDA), the guar gum exports from India increased by 46% to 1,85,222 metric tonnes during April-Oct(2020-2021) this fiscal vs 1,26,808 metric tonnes during the corresponding period last year. In value terms, the exports went up to Rs. 1,631 crores vs Rs. 1,061 Cr. crores same period last year.

### Previous Updates:

- India's guar gum exports increased in the month of October 2021 by 21.74% to 23,292 tonnes compared to 19,132 tonnes during previous month at an average FoB of US \$ 1849 per tonne in the month of Oct'2021 as compared to US \$ 1756 per tonne previous month. Further, the gum shipments were up by 62.53% in Oct'2021 compared to the same period last year. Of the total exported quantity, around 10,083 tonnes bought by US, Russia 3,327 tonnes, Germany 2,711 tonnes, china 789 tonnes, Australia 466 tonnes and Canada 911 tonnes.
- India's guar split exports decreased in the month of Oct'2021 by 29.51% to 2,580 tonnes compared to 3,660 tonnes previous month at an average FoB of US \$ 1325 per tonne in the month of Oct'21 compared to US \$ 1,370 per tonne previous month. However, the guar split shipments gone down by 24.78% in Oct 2021 compared to the same period last year. Of the total exported quantity, around 1,900 tonnes bought by China, US 500 tonnes and Netherland 120 tonnes.
- **Outlook:** The guar seed and guar gum prices are likely to trade range bound with firm bias amid tight arrival and lower production. Guar seed prices are expected to trade around Rs5800-6200/Qtl in near term.

### NCDEX-FUTURES MARKET – Guar Seed

Contract	%	Open	High	Low	Close	Volume	Change	OI	Change
Jan-21	+0.70	6160	6266	6159	6203	13830	-335	23290	-5320
Feb-22	+0.63	6214	6310	6218	6253	38750	5090	62430	7230

### NCDEX-FUTURES MARKET- Guar Gum

Contract	%	Open	High	Low	Close	Volume	Change	OI	Change
Jan-21	+1.16	10956	11210	11002	11083	6325	985	10875	-3,080
Feb-22	+1.13	11074	11324	11107	11199	15085	1715	44045	2,425

### Guar seed Stock Position:

Stocks	Demat	In-Process	Total
	06-Jan-22	06-Jan-22	06-Jan-22
Bikaner	18475	40	18515
Deesa	138	-	138
Sri Ganganagar	1281	-	1281
Jodhpur	724	-	724
Nokha	-	-	-

<b>Guar Gum Stock Position:</b>			
<b>Stocks</b>	<b>Demat</b>	<b>In-Process</b>	<b>Total</b>
	<b>06-Jan-22</b>	<b>06-Jan-22</b>	<b>06-Jan-22</b>
<b>Deesa</b>	120	-	120
<b>Bikaner</b>	4222	-	4222
<b>Jodhpur</b>	15903	169	16072
<b>Nokha</b>	3914	30	3944
<b>Sri Ganganagar</b>	60	-	60

<b>Churi and Korma Prices:</b>		<b>7-Jan-22</b>
<b>Commodity</b>	<b>Center</b>	<b>Rs./75 kg.</b>
<b>Churi</b>	Jodhpur	2300
<b>Korma</b>	Jodhpur	3500
<b>Churi</b>	Sri Ganganagar	2475
<b>Korma</b>	Sri Ganganagar	3600

<b>Guar Export Prices:</b>		<b>7-Jan-22</b>	<b>7-Jan-22</b>
	<b>Variety</b>	<b>Value (Rs/Kg)</b>	<b>Value (\$/MT)</b>
<b>Guargum/Split (Mundra Port)</b>		61	820
<b>Guargum Powder</b>	200 Mesh 5000 CPS	75	1009
	200 Mesh 3500 CPS	72	968
<b>Guargum Meal</b>	Meal 40%	28	377
	Meal 50%	41	551

<b>Guar seed EDD:</b>					
	<b>10-Jan-21</b>	<b>10-Feb-22</b>	<b>10-Mar-22</b>	<b>10-Apr-22</b>	<b>10-May-22</b>
<b>Bikaner</b>	1582	502	40	20	3783
<b>Deesa</b>	-	-	-	-	-
<b>Sri Ganganagar</b>	-	-			371
<b>Jodhpur</b>	-	-	-	-	50
<b>Nokha</b>	-	-	-	-	-

<b>Guar Gum EDD:</b>					
	<b>10-Jan-21</b>	<b>10-Feb-22</b>	<b>10-Mar-22</b>	<b>10-Apr-22</b>	<b>10-May-22</b>
<b>Deesa</b>	-	-	-	-	-
<b>Bikaner</b>	-	-	-	-	1220
<b>Jodhpur</b>	50	313	546	690	3360
<b>Nokha</b>	100	229	209	389	1220
<b>Sri Ganganagar</b>	-	10	-	30	40

### Guar Seed Prices at Key Spot Markets:

Commodity	District	Centre	Prices (Rs/Qtl)		Change
			7-Jan-22	6-Jan-22	
Guar Seed	Jodhpur	Jodhpur (Loose)	6170	6050	120
		Jodhpur(Delivery)	6479	6353	126
Rajasthan	Sri-Ganganagar	Sri-Ganganagar(Loose)	5900	5900	Unch
		Sri-Ganganagar (Delivery)	6050	6050	Unch
		Rawla (Loose)	NR	6000	-
		Gharsana (Loose)	NR	6050	-
		Raisinghnagar (Loose)	NR	NR	-
		Bikaner (Loose)	NR	5950	-
	Bikaner	Bikaner (Delivery)	NR	6248	-
		Nokha(Loose)	NR	5800	-
		Nokha (Delivery)	NR	6090	-
		Khajuwala (Loose)	NR	6050	-
		Khajuwala (Delivery)	NR	6353	-
		Lunkaransar (Loose)	NR	NR	-
	Hanumangarh	Hanumangarh (Loose)	NR	NR	-
		Hanumangarh (Delivery)	NR	NR	-
		Nohar (Loose)	NR	NR	-
		Pilibanga (Loose)	5800	5800	Unch
	Nagaur	Nagaur (Loose)	NR	6000	-
	Churu	Churu (Delivery)	6000	6000	Unch
Alwar	Alwar (Loose)	5100	5500	-400	
Haryana	Hisar	Adampur (Loose)	5850	5750	100
		Adampur (Delivery)	6143	6038	105
	Bhiwani	Bhiwani (Delivery)	NR	NR	-
		Siwani (Loose)	6100	5950	150
	Sirsa	Sirsa (Loose)	5790	NR	-
		Dhabwali (Loose)	NR	NR	-
		Dhabwali (Delivery)	NR	NR	-
		Ellanabad (Loose)	NR	NR	-
	Fatehabad	Fatehabad (Loose)	5400	5400	Unch
	Gujarat	Banaskantha	Deesa (Loose)	NA	NA
Patan		Patan (Loose)	5500	NA	-
Rajkot		Rajkot (Loose)	5700	5675	25
Jamnagar		Dhrol (Loose)	NA	NA	-

Madhya Pradesh	Gwalior	Dabra (Loose)	NA	NA	-
<b>Guar Gum</b>					
Rajasthan	Jodhpur	Jodhpur	11000	10900	100
	Alwar	Alwar	NR	NR	-
	Hanumangarh	Nohar	NR	NR	-
Haryana	Bhiwani	Bhiwani	NR	NR	-
	Sirsa	Sirsa	11300	NR	-
		Dhabwali	NR	NR	-
		Ellanabad	NR	NR	-
Fatehabad	Fatehabad	11000	10900	100	

Guar Seed Arrivals in Key Centers					
Commodity	District	Centre	Arrivals (Quintals)		Change
			7-Jan-22	6-Jan-22	
Guar Seed	Jodhpur	Jodhpur	60	100	-40
	Sri-Ganganagar	Sri-Ganganagar	400	400	Unch
		Rawla	NR	100	-
		Gharsana	NR	50	-
		Raisinghnagar	NR	NR	-
	Bikaner	Bikaner	NR	800	-
		Nokha	NR	300	-
		Khajuwala	NR	150	-
		Lunkaransar	NR	NR	-
	Hanumangarh	Hanumangarh	NR	NR	-
		Nohar	NR	NR	-
		Pilibanga	20	50	-30
	Nagaur	Nagaur	NR	200	-
	Churu	Churu	50	50	Unch
Alwar	Alwar	215	50	165	
Haryana	Hisar	Adampur	600	600	Unch
	Bhiwani	Bhiwani	NR	NR	-
		Siwani	200	100	100
	Sirsa	Sirsa	400	NR	-
		Dhabwali	NR	NR	-
		Ellanabad	NR	NR	-
Fatehabad	Fatehabad	50	20	30	
Gujarat	Banaskantha	Deesa	NA	NA	-
	Patan	Patan	12	NA	-
	Rajkot	Rajkot	40	70	-30

	Jamnagar	Dhrol	NA	NA	-
Madhya Pradesh	Gwalior	Dabra	NA	NA	-
<b>Total Arrivals/Above Markets</b>			<b>2047</b>	<b>3040</b>	<b>-993</b>

**Disclaimer**

The information and opinions contained in the document have been compiled from sources believed to be reliable. The company does not warrant its accuracy, completeness and correctness. Use of data and information contained in this report is at your own risk. This document is not, and should not be construed as, an offer to sell or solicitation to buy any commodities. This document may not be reproduced, distributed or published, in whole or in part, by any recipient hereof for any purpose without prior permission from the Company. IASL and its affiliates and/or their officers, directors and employees may have positions in any commodities mentioned in this document (or in any related investment) and may from time to time add to or dispose of any such commodities (or investment). Please see the detailed disclaimer at <http://www.agriwatch.com/Disclaimer.asp> © 2021 Indian Agribusiness Systems Pvt Ltd.