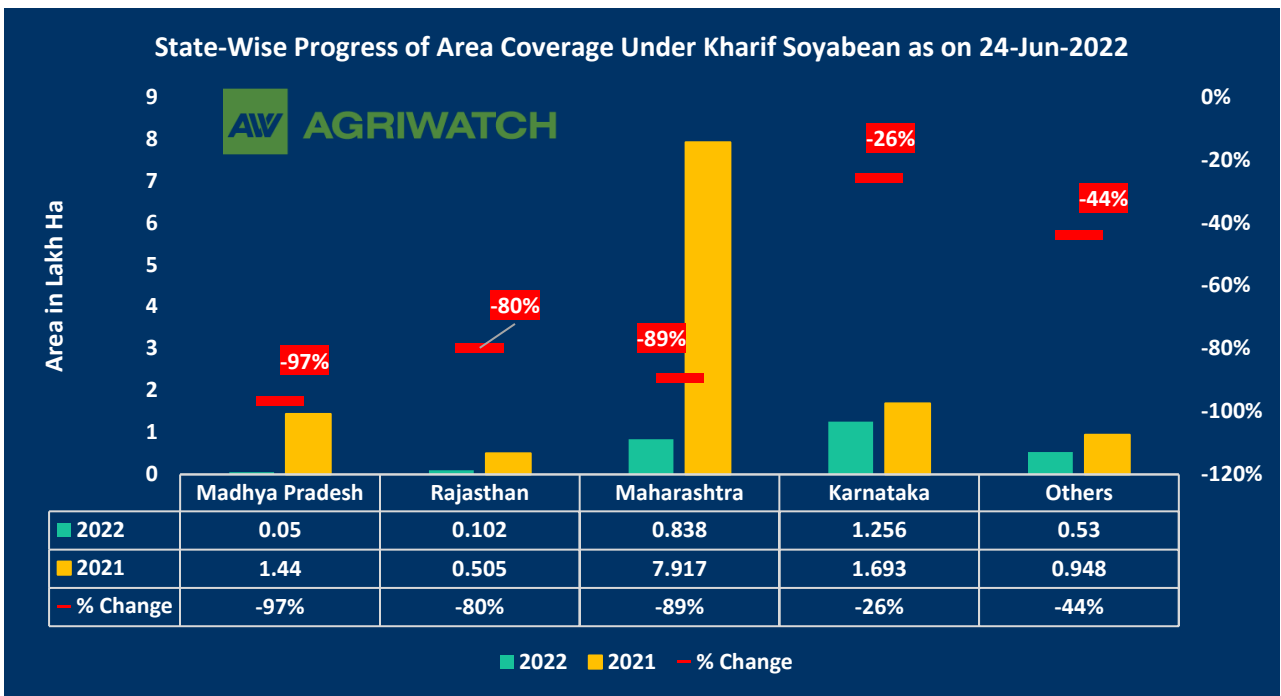


Oilseeds Domestic Fundamentals:

Today's Update-

Today in Indore, soybean plant prices extended previous day loss and went down by 2.34% to Rs. 6,250 /qtl. In other cash markets too, soybean traded with weak sentiments tracking weakness in global markets and GM Soymeal import. CBOT Soybean currently down by 5.36% in last one week and 4.31% down in June. Soybean (plant delivery, Indore) prices are expected to trade with weak bias in the range of 6200-6500/qtl levels in the near-term tracking soy meal import and correction in oilseed complex.

Soybean Sowing Updates:



Source- Department of Agriculture & Farmers Welfare

As on 24th June'22 All India Kharif soybean sowing progress is lagging by 78% to 2.78 Lakh hectare as compared to 13 Lakh hectare last year same period. From 1st June'22 to 23rd June'22 cumulative rainfall is deficit by -5% in Madhya Pradesh, -39% in Maharashtra whereas 38% above normal in Rajasthan.

Update on SW Monsoon Progress

As per the latest data of Indian Meteorological Department (IMD), the cumulative monsoon rainfall deficit which earlier was -32% country as a whole is now at par with the normal i.e. – 0% (as of June 22nd, 2022) and the condition for further advance of monsoon is said to be favorable.

Meanwhile, despite of early onset and good pace of progress currently, the distribution of the monsoon rains is a cause of concern (which can be seen from the chart below) as most of the districts of key agriculture states like Maharashtra, MP, UP, Rajasthan, Gujarat, Odisha and Chhattisgarh etc. are still.

Cumulative Rainfall Distribution Map (From 01-06-2022) -

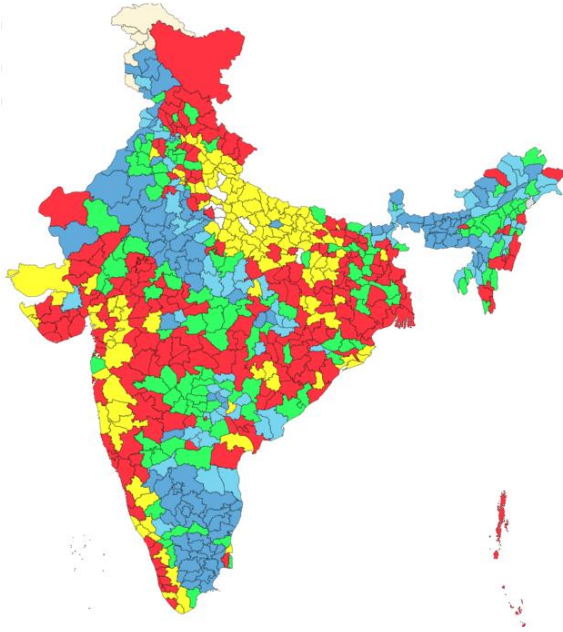
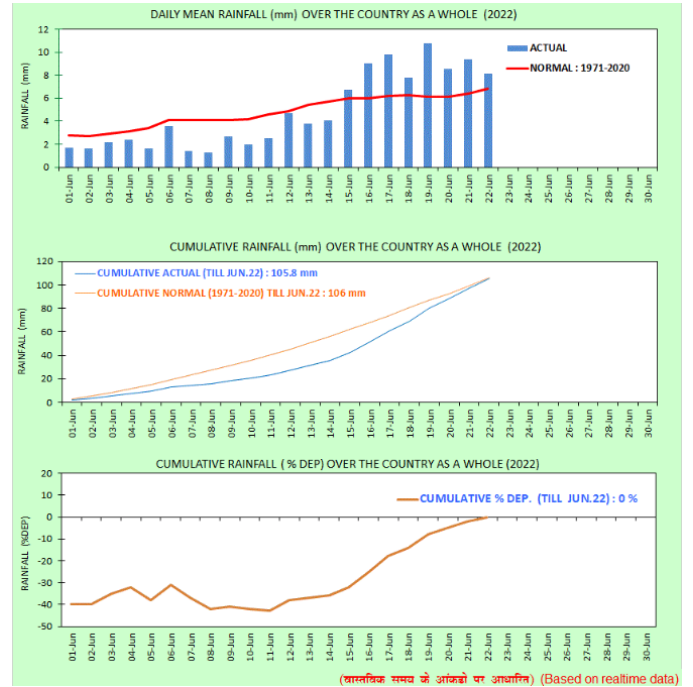
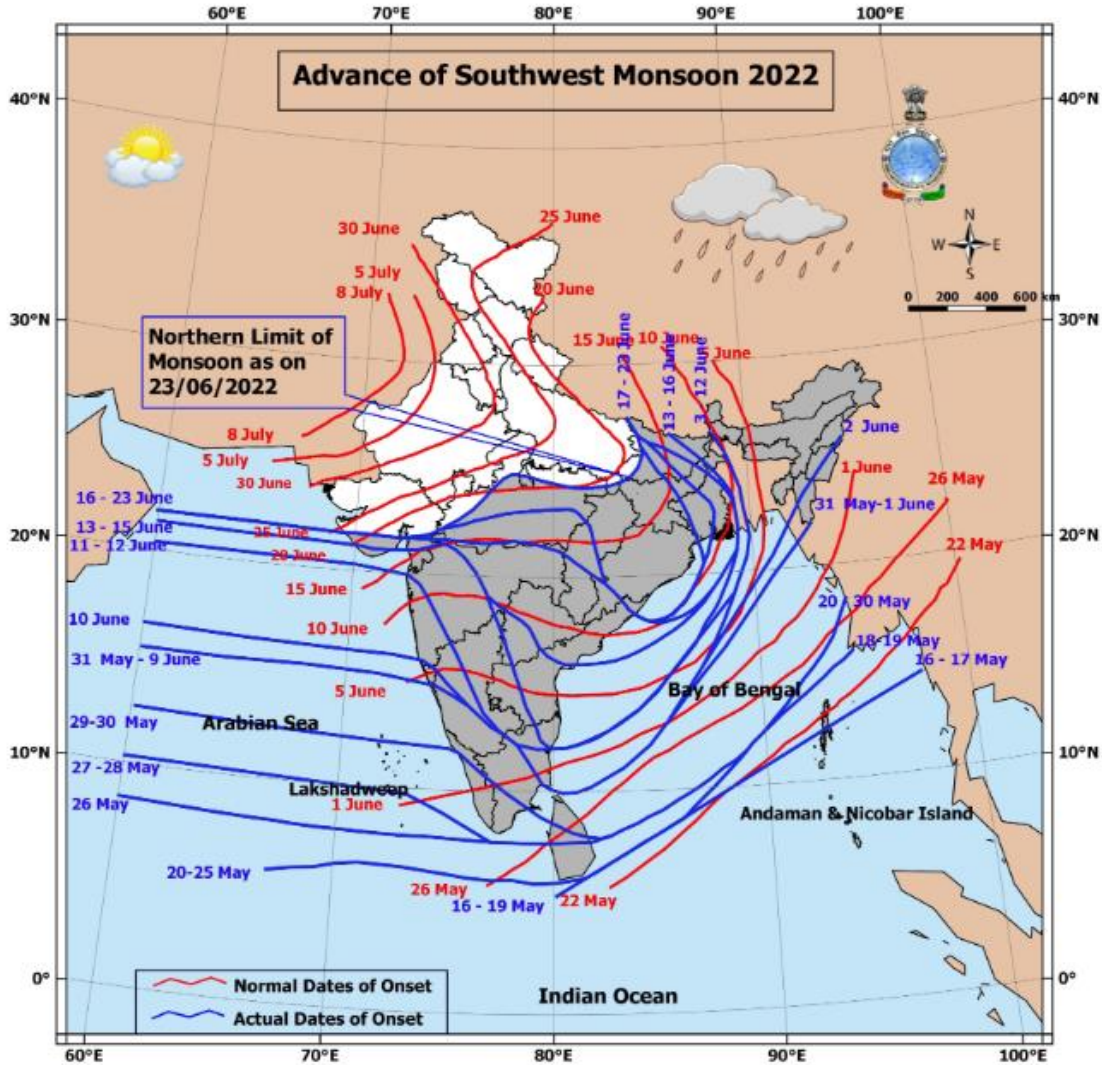


Image Source: IMD



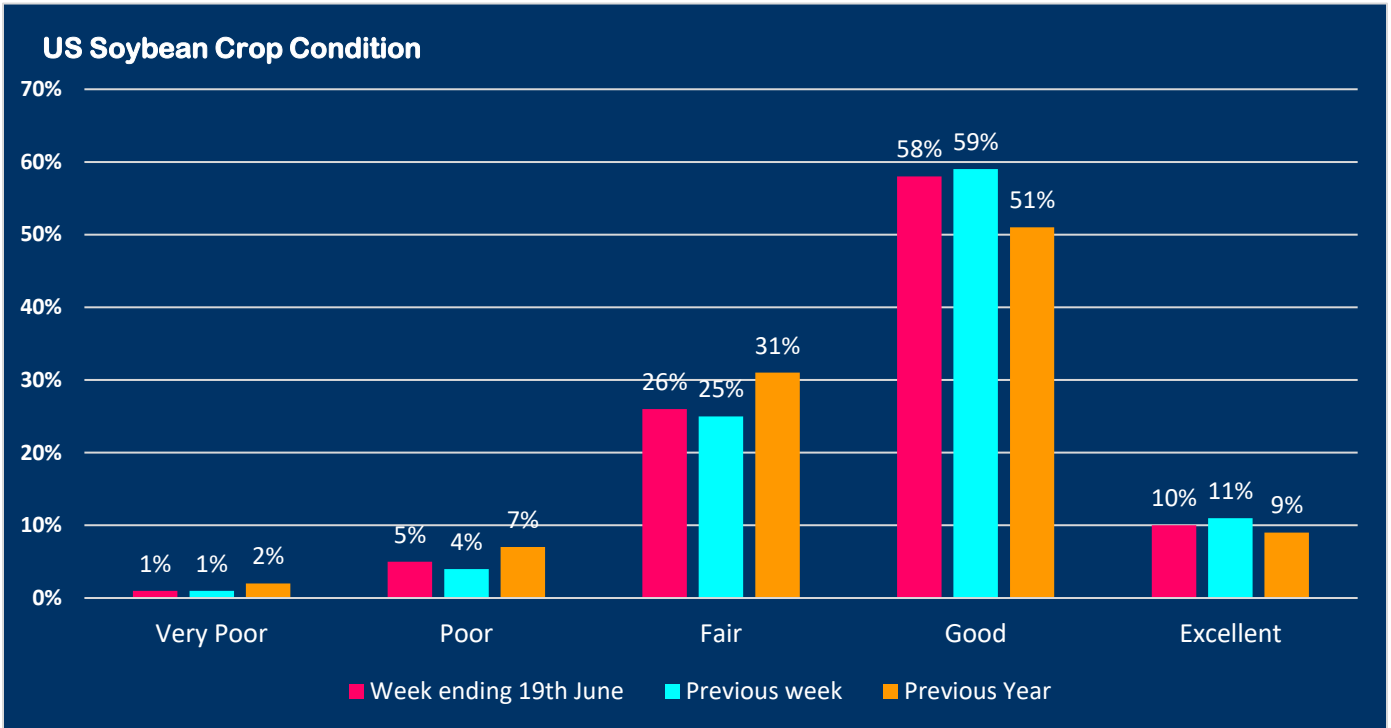


Soybean pre sowing intensions: According to Agriwatch, Soybean 2021-22 Kharif sowing acreage likely to decline by 5-8%. Acreage is likely to shift to cotton and Maize on lucrative prices.

Previous Update:

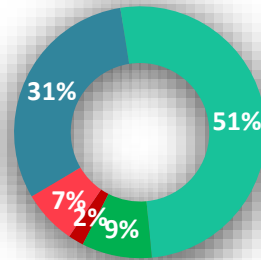
Oct-May'22 crushing remained low by 29% to 53 Lakh tonnes as compared to 75 Lakh tonnes previous year, weak soymeal export demand attributed to low crushing this season till May'22. And arrivals went down by 12% to 70 Lakh tonnes as compared to 79.75 Lakh tonnes previous same period.

International:



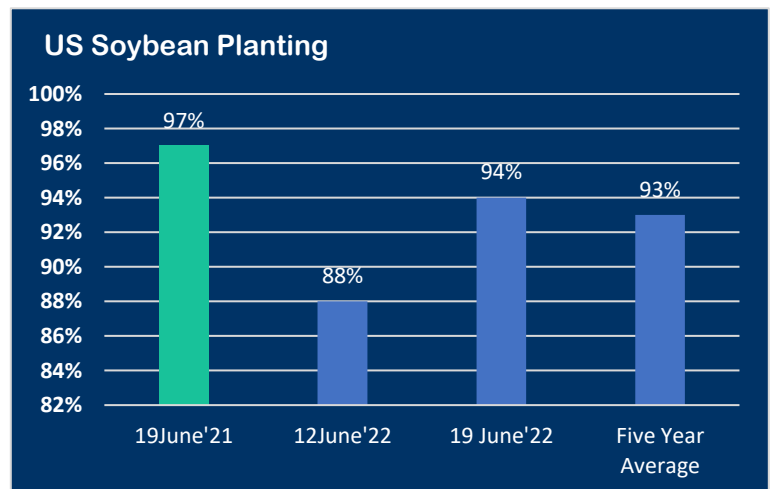
According to USDA latest report, 2% of Soybean crop is in very poor condition, 7% is in poor condition, 31% fair condition, 51% in good condition and 9% in excellent condition. Despite a bearish tone in, US weather and soybean crop condition is a key watch point moving forward.

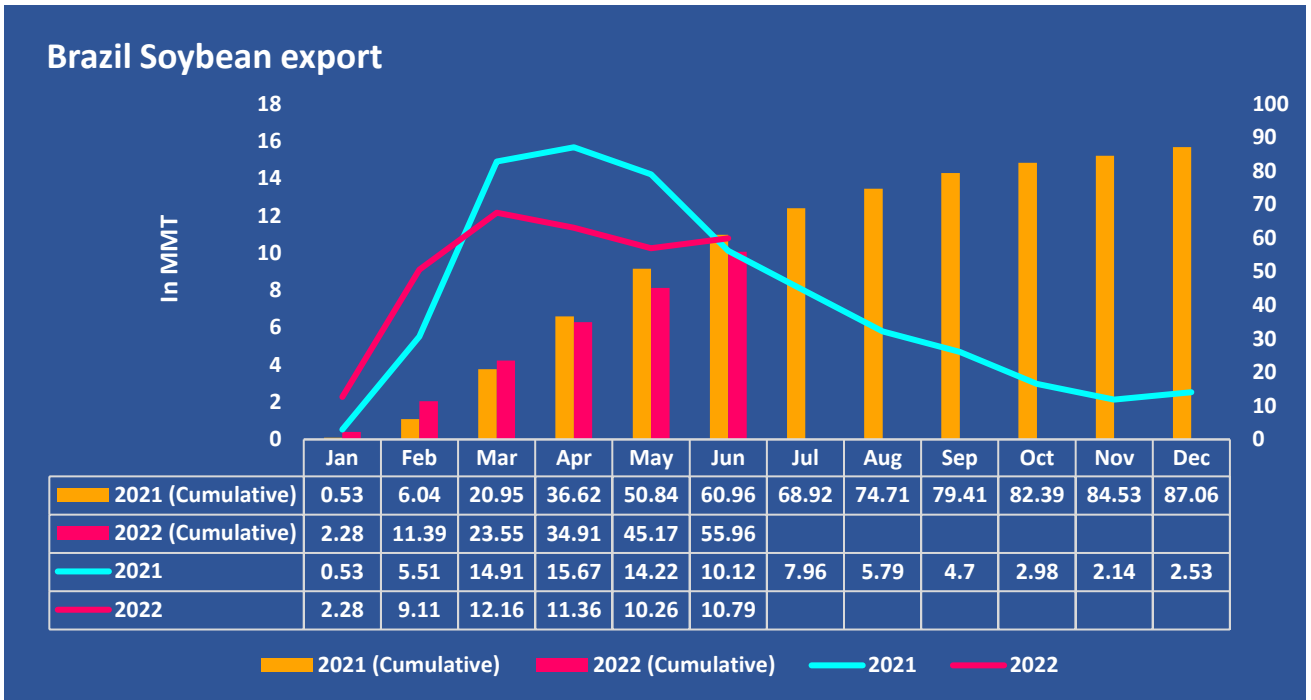
US Soybean Crop Condition Week Ending 19th June'22



■ Very Poor ■ Poor ■ Fair ■ Good ■ Excellent

According to USDA latest report, US Soybean planting progress reached at 97% vs 88% a week ago, 94% a year ago and 93% five-year average.





RM seed

Today's Update-

Today Jaipur RM seed prices remained stable at Rs. 6,925/qtl. However in other cash markets, traded with mixed sentiments amid weakness in palm oil. In Rajasthan arrivals recorded at 1.40 Lakh bags. There is subdued demand from oil millers on disparity whereas, farmers are unwilling to sell their produce at discounted price. Moreover, traders are not aggressively buying due to stock limit and strict inspections/stock checks by the government. RM seed prices are expected to trade with weak bias in the range of 6,800-7100 in near term tracking weakness in Palm oil prices.

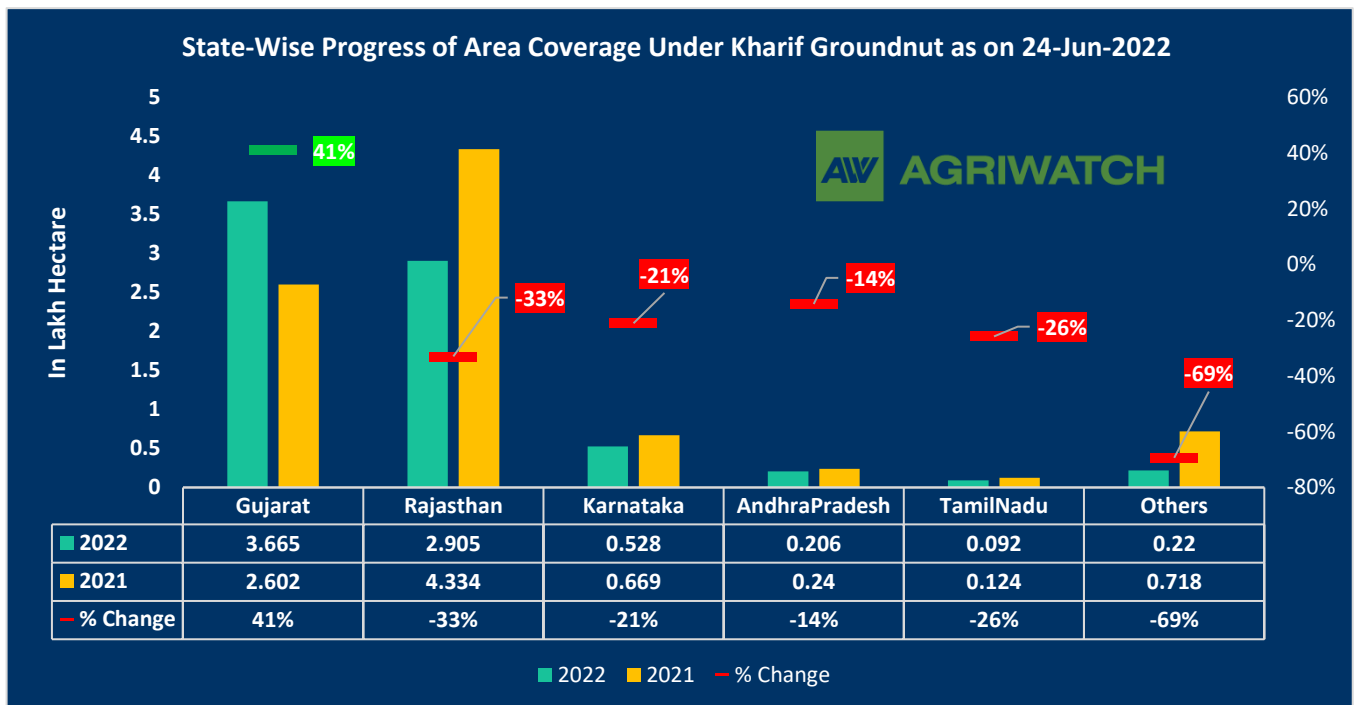
Previous Updates-

- In May'22 Palm oil futures went down by 14% and till 14th June'22 the Jun'22 is down by 7.22% as top producer Indonesia lowered its maximum export levy rate to boost exports. Indonesia issued regulations backing recently announced changes on a palm oil export tax policy, including lowering the maximum levy rate to \$200 a tonne from \$375 and charging special rates for its export acceleration programme. Indonesia's export allocation for palm oil products that is tied to domestic cooking oil distribution has been raised to 2.25 million tonnes from around 1 million previously. In upcoming week, RM seed prices likely to trade range bound with weak bias, amid correction in palm oil prices.
- As per Agriwatch estimates India's MY 2022-23 RM seed crushing, out of 102.5 Lakh tonnes available for crushing, 68% (69.7 Lakh tonnes) crushing is expected till June'22 this compares with 72% (57.8 Lakh tonnes) last year same period. And approx. 10 lakh tonnes are in the hands of crushers and traders and rest is still with the farmers.

- China has removed a three-year restriction on imports of Canadian canola seed. China, the world's top oilseed buyer, suspended two Canadian canola exporters in March 2019, alleging that pests had been detected in shipments.
- However, low stocks of canola, are expected to limit export to China. Canada, the world's biggest producer and exporter of canola, produced its smallest canola crop in 13 years in 2021, pushing buyers to look elsewhere for supplies, and supporting record global edible oil prices.
- For 2022-23, the area seeded to canola is expected to decrease by 7% to 8.5 million hectares (Mha) based on Statistics Canada's Seeding Intentions Survey.
- Statistics Canada has pegged Canada's 2022 canola plantings at 20.9 million acres, down 7% from last year, 6% below the five-year average and lighter than analyst expectations of 22.1 million.
- According to of Agriculture and Agri-Food Canada's (AAFC), Demand for Canadian Canola remains firm on a strong world oilseed crush and high prices for competing oilseeds and vegetable oils. Disruption of Black Sea exports of sunflower seed oil as a result of the Russian invasion of Ukraine is tightening world supplies and supporting world prices. Domestically, processing of canola is estimated to fall to 8.5 Mt, a drop of 18% from last year, while exports are expected to fall by 49% to 5.4 Mt, as commercial buyers outbid exporters for the tight supplies. For the crop year, the major importers of Canadian canola to-date are China, Japan, Mexico and the European Union.

Groundnut:

Groundnut bold 60/70 prices continued to trade above Rs. 8,800/qtl. on good domestic demand. However, there is sluggish export demand this year on high freight charges to the potential destinations. 60/70 Groundnut bold average prices are likely to trade with firm bias in the range of INR 8,800-9,100/Qtl. in short run.



As on 24th June'22 All India Kharif Groundnut sowing progress is lagging by 13% to 7.6 Lakh hectare as compared to 8.7 Lakh hectare last year same period. From 1st June'22 to 23rd June'22 cumulative rainfall is deficit by -47% in Gujarat, 38% above normal in Rajasthan, 21% deficit in Karnataka.

Groundnut pre sowing intentions: According to Agriwatch, Groundnut 2021-22 Kharif sowing acreage likely to decline by 5-10%. Acreage likely to shift to cotton on lucrative prices.

In Oct-May'22, India's Groundnut oil export went down by 95% to 10,139 tonnes as compared to 2.11 Lakh tonnes previous year same period. The lower exports can be attributed to low demand from China. Last year China imported groundnut oil heavily from India on account of local crop damage. In Oct-June'22 we expect India's Groundnut oil export at 10500-11000 tonnes.

Oilseed Prices at Key Spot Markets:

Commodity / Centre	Prices (Rs/Qtl)				Change
	24-Jun-22		23-Jun-22		
Soybean	Low	High	Low	High	
Indore –Plant	6150	6250	6300	6400	-150
Indore–Mandi	6000	6200	6100	6250	-50
Nagpur-Plant	6000	6200	6000	6300	-100
Nagpur – Mandi	5450	6120	5800	6250	-130
Latur – Mandi	6100	6450	6075	6450	Unch
Akola – Mandi	5400	6175	5400	6365	-190
Kota-Plant	6000	6200	5900	6400	-200
Kota – Mandi	5900	6000	5800	6300	-300
Bundi-Plant	6000	6300	6000	6400	-100
Bundi-Mandi	5600	5900	5800	6000	-100
Baran-Plant	6100	6300	6000	6450	-150
Baran-Mandi	6000	6100	6000	6300	-200
Bhawani Mandi Jhalawar–Plant	Closed	Closed	Closed	Closed	-
Jhalwar-Mandi	Closed	Closed	Closed	Closed	-
Rapeseed/Mustard					
Jaipur-(Condition)	6900	6925	6900	6925	Unch
Alwar-(Condition)	6600	6650	6500	6600	50
Sri Ganganagar-(Non-Condition)	6200	6250	6200	6300	-50
New Delhi–(Condition)	6650	6700	6600	6650	50
Kota-(Condition)	6300	6350	6300	6400	-50
Agra-(Condition)	6857	6929	6714	6810	119
Neewai-(Condition)	6400	6600	6350	6550	50
Hapur (UP)-(Condition)	6600	6700	6500	6600	100
Groundnut Seed					
Rajkot	1090	1090	1050	1050	40
Sunflower Seed					
Gulbarga	4000	5200	4000	5200	Unch
Latur	7100	7200	7100	7200	Unch
Sholapur	7100	7200	7100	7200	Unch

Soybean Prices are in INR/qtl. (1 bag=90 kg). Mandi prices – Loose, Mustard Seed Prices are in INR/qt (1 bag=85 kg) C – Condition (42%), *Groundnut seed in Rs/20 kg, Sunflower Seed in Rs/qtl.

Oilseed Arrivals in Key Centers:

Commodity / Centre	Arrivals in Bags/Qtl		Change
	24-Jun-22	23-Jun-22	
Soybean			
Madhya Pradesh	65000	80000	-15000
Maharashtra	70000	75000	-5000
Kota	8000	9000	-1000
Bundi (Raj)	800	1000	-200
Baran (Raj)	2000	2500	-500
Jhalawar (Raj)	Closed	Closed	-
Rapeseed/Mustard			
Rajasthan	140000	140000	Unch
Alwar	1000	1200	-200
Sri Ganganagar	1100	500	600
Kota	3000	2000	1000
Groundnut Seed			
Rajkot (Gujarat)	6000	5825	175
Sunflower Seed			
Sholapur (Maharashtra)	500	500	Unch

Other Oilseed Prices at Mumbai (INR/100 Kg):

Oilseeds	24-Jun-22	23-Jun-22	Change
Groundnut Kernel	7750	7750	Unch
Gr. Bolds 60/70	8950	8950	Unch
Gr. Javas 60/70	10050	10050	Unch
Gr Javas 70/80	9000	9000	Unch
Gr.Javas 80/90	9500	9500	Unch
KardiSeed 2% Exp Qly	5300	5300	Unch
Sesame White 98/2/1 FM	9900	9900	Unch
Whitish 95/5/FFA/1FM	9700	9700	Unch
Brown 48/2 FFA/4 FM	9500	9500	Unch
Brown 48/3 FFA/4 FM	9200	9200	Unch
Brown 48/4 FM/* No FFA Guarantee	8900	8900	Unch
Sunflower Seed	7000	7000	Unch
Niger Seed (4% FM)	8000	8000	Unch

Disclaimer

The information and opinions contained in the document have been compiled from sources believed to be reliable. The company does not warrant its accuracy, completeness and correctness. Use of data and information contained in this report is at your own risk. This document is not, and should not be construed as, an offer to sell or solicitation to buy any commodities. This document may not be reproduced, distributed or published, in whole or in part, by any recipient hereof for any purpose without prior permission from the Company. IASL and its affiliates and/or their officers, directors and employees may have positions in any commodities mentioned in this document (or in any related investment) and may from time to time add to or dispose of any such commodities (or investment). Please see the detailed disclaimer at <http://www.agriwatch.com/disclaimer.php> © 2022 Indian Agribusiness Systems Limited