

Content:

Highlights

Domestic & International Market Updates

Pulses-Wise Scenario

- 1. Chana (Chickpeas / Bengal Gram)***
- 2. Matar (Peas)***
- 3. Masoor (Lentils)***
- 4. Tur (Pigeon Peas / Red Gram)***
- 5. Urad (Black Matpe /Black Gram)***
- 6. Moong (Green Gram)***

Appendix

- ✓ *Weekly Planting progress*
- ✓ *Pulses MSP*

Commodity-wise Domestic, International Prices and Arrivals at Different Centres

Pulses Sector- Domestic Highlights:

Pulses cash market traded mixed during the week under review. Chana, Tur, Moong traded down by 1 to 5%, on an average, in various markets due to weak demand against improved supply side. Arrivals from summer Moong is improving while Tur and Chana supply side have improved as the stockists have started releasing stocks, sensing weak inner tone in the market. Urad and Lentil markets have improved slightly due to restricted sale by stockists and importers. As the prices have decreased, Moong & Tur farmers may shift 5 to 10% area to other lucrative crops like Maize and Cotton, as per the primary intentions expressed by farmers. Some farmers may shift pulses area to Paddy too if they receive good rainfall in the beginning stages of monsoon. Urad area may remain same as last year as the prices are ruling high. As prices are ruling low, recovery in cash market might be seen in coming weeks.

Lentils availability in global market is bound to increase as crop condition in Canada is good so far while Australian farmers too may grow more Lentil due to lucrative price this year. The overall global availability of Lentil would increase by 8 to 9 lakh MT. Canada may harvest 25 lakh MT (last year 16.06 lakh MT) this year while Australian crop may be similar to last year at 6.5 to 7 lakh MT.

CiF quotes in Myanmar for Urad stayed steady at \$870 for FAQ & while SQ inched up by \$10 to \$970 during the week under review. Tur quotes increased by \$5 to 825 per MT. Moong stayed steady to \$910 despite the absence of Indian importers in Myanmar markets. Importers are active in Myanmar, but for a limited quantity. As the fresh buying volume is low from the Indian importers, CiF quotes may continue to hinge in limited range.

Summer sowing is over now. Farmers have covered 3.65 lakh ha under Urad as on 27th May-2022. It is up by 36% from the last year same time. The normal area under summer Urad is 3.86 lakh ha. Kharif farm preparation is on and it may gain momentum after 20th June, as the advancement of Monsoon is normal so far. The Summer Moong area ended up by 15.6% to 19.15 lakh ha against 16.57 lakh ha last year.

Farmers have covered 19.15 lakh ha under summer Moong so far, up by 15.6% from 16.57 lakh ha last year same time. M.P. is a major growing state, where it has improved by 78.2 % to 8.50 lakh ha. Quality of new crop coming into markets is poor to average. Production of summer Moong has been pegged at 8.53 lakh MT, out of which MP's contribution is likely to be 3.43 Lakh MT this year. The AgriWatch estimate for total Moong production for the country this year, has been pegged at 26.53 lakh MT (Kharif-15.88, Rabi-2.30 & Summer-8.35 lakh MT).

Urad cash market recovered by 1 to 1.5% as sellers restricted sale at the discounted price at Rs 6650-6725 in various markets despite the new arrivals in Andhra Pradesh and Karnataka during the last week, taking cue from the improved quotes in Myanmar. Urad quotes in Myanmar increased by \$5 to \$ 870 for FAQ and \$970 for SQ and its impact was visible in domestic market. Importers have restricted fresh deal on expectation of normal monsoon. If area decreases (likely) in Kharif season due to disturbance in weather pattern and rains, prices may move up more than our normal expectations. Rains in the monsoon season too remains crucial. Farmers may reduce area of Urad by 5% in the Kharif season, as the relative return from Maize, Cotton and Paddy is higher. Old stocks in markets like Chennai and Mumbai are depleting fast. The stocks from imports have already been sold. Arrival from the new crop is over 2 to 3 months away. Under the prevailing market fundamentals, Urad prices may move up by Rs 200-300 in the near term.

As the prices of Tur have decreased by 3 to 10% during last one month and hovering either at MSP or below MSP, farmers may prefer to reduce Tur area by 10 to 15% this year. They may prefer to sow more Cotton, Maize, Paddy and other lucrative crops in the kharif season. They may reduce area under Soybean, while area under Maize, Paddy and Cotton may increase by 10 to 15%. Monsoon rains might be the crucial factor for sowing in States like Maharashtra, Madhya Pradesh and Karnataka. Right now, loss in sown areas seems very much on the card based on farmers pre-sowing intentions. Demand for dal is weak and is unlikely to improve suddenly amid the continuous supply from import and domestic sources. The stock of Tur is sufficient to cater the domestic needs. Tur is being traded at Rs 6000 to 6300. As the prices of Tur are at lower side any improvement in demand may support the market sentiments. Tur market prices are expected to recover by Rs 100-200 per quintal by the 2nd week of June.

Chana cash market continued to trade down as the supply side has increased against the current weak demand despite the ongoing procurement drive at MSP. NAFED and other procurement agencies have already procured 23 LMT against the set target of 29 LMT for the year. As prices are ruling down from MSP, by Rs 500-550, the target is likely to be achieved as the procurement date in MP has been extended till June. Availability of old stocks, arrivals and weak demand for dal are keeping Chana markets under pressure. If the demand improves, likely from mid-June, prices may recover by Rs 100-200 and may move towards the 5000 mark. Right now, range bound movement is expected. Beyond that level market may face resistance as there is ample old stocks and it will continue to enter into markets. Chana in various market is trading at Rs 4500-4700.

Moong cash market, as expected last week, decreased by 1.5 to 3% in various markets and traded in the range of Rs 5800-6800 last week. It may decrease further by Rs 200-300. New arrivals from the summer crop, ample stocks in Central Pool and weak demand helped market to trade low. Pressure on price may continue in coming weeks as arrivals from the summer crop has already started increasing in MP. Summer sowing is over now and is up by 16.60% to 19.15 lakh ha. so far. However, improvement in area may minimize the loss to some extent. Ample availability in the Central pool, increasing arrivals from the summer crop, free distribution of Moong in M.P. may pressurize Moong market by Rs 200-300 from the current level. The medium-term outlook would depend on Kharif area and rains frequency throughout the monsoon season.

Masur markets continued to trade under pressure on the reports of good crop condition in Canada and the better prospects for Australian lentils this year. It traded stable at Rs 7150 in Mumbai market while decreased by 0.36% in Kanpur market to Rs 6825. It traded down by 3.13 % to 6200-6300 in Ashok Nagar. Any spike is unlikely in Masur market at this point of time. If Canadian crop continues to prosper well, prices may move in limited range despite the slow arrival pace. However, the current declining trend may be arrested as stockists may restrict release at lower price. Canada and Australia quotes are steady at \$945-60 per MT. Canadian exporters may prefer to offload old stock before bumper crop hits the market. If prices of other pulses improve, Lentil too may improve to a certain extent. Right now, price seems under pressure as demand is weak. As per the market sources, total stock at various ports is around 1.0 lakh MT. It may decrease below 1 LMT June.

Global Market Updates:

According to the sources, recent rains in major growing areas of North American have eased the worries regarding yields as it helped to enhance the much-needed moisture level for sowing. However, slow pace of

sowing has emerged as a cause of concern. As per the recent data, around 63% sowing has been observed till the week end 27th May, 2022 compared to 72% same period last year. This level is also lower from last five year average of 68%.

Statistics Canada's recent report reveals that Lentil stocks in all positions have also decreased by 34% to 949,000 tonne as of March 2022, from 1.43 million tonne last year. New figure is also below from past five-year average of 1.51 million tonne of all classes of lentils. However, there is no change in commercial inventories but stocks at farms gate have reduced to mere 770,000 tonne, down by 39% from 1.26 million tonne last year. Commercial inventories have been seen at 179,000 tonne.

Weekly Outlook: - Sideways movement is expected this week too.

Pulses-Wise Scenario:

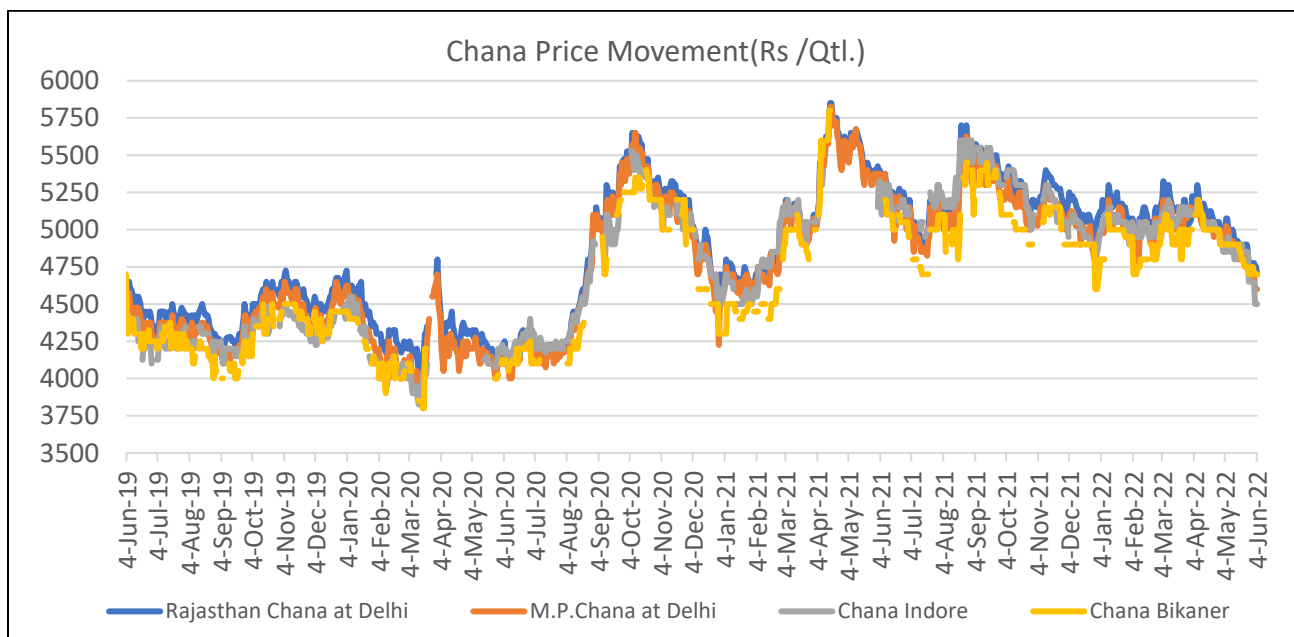
Chana

Current Scenario:

Chana cash market continued to trade down as the supply side has increased against the current weak demand despite the ongoing procurement drive at MSP. NAFED and other procurement agencies have already procured 23 LMT against the set target of 29 LMT for the year. As prices are ruling down from MSP, by Rs 500-550, the target is likely to be achieved as the procurement date in MP has been extended till June. Availability of old stocks, arrivals and weak demand for dal are keeping Chana markets under pressure. If the demand improves, likely from mid-June, prices may recover by Rs 100-200 and may move towards the 5000 mark. Right now, range bound movement is expected. Beyond that level market may face resistance as there is ample old stocks and it will continue to enter into markets. Chana in various market is trading at Rs 4500-4700.

Outlook for the week: Range bound movement is expected.

Following graph illustrates Chana price movement in different markets:



| Chana % Price Fluctuation Over Previous Week | | | | | |
|--|----------|----------|-----------|----------|------------|
| Markets | Today | Week Ago | Month Ago | Year Ago | % Ch. Over |
| | 04.06.22 | 28.05.22 | 04.05.22 | 04.05.21 | 28.05.22 |
| Delhi Chana(Raj) | 4700 | 4750 | 5075 | 5325 | -1.05 |
| Bikaner Chana | 4700 | 4700 | 4900 | NA | 0.00 |
| Indore Chana | 4500 | 4550 | 4850 | 5100 | -1.10 |
| Tan.Chana | 4100 | 4150 | 4550 | 4585 | -1.20 |
| Price Projection For Bikaner During June -2022 (4500-4900) | | | | | |

Peas (Matar):

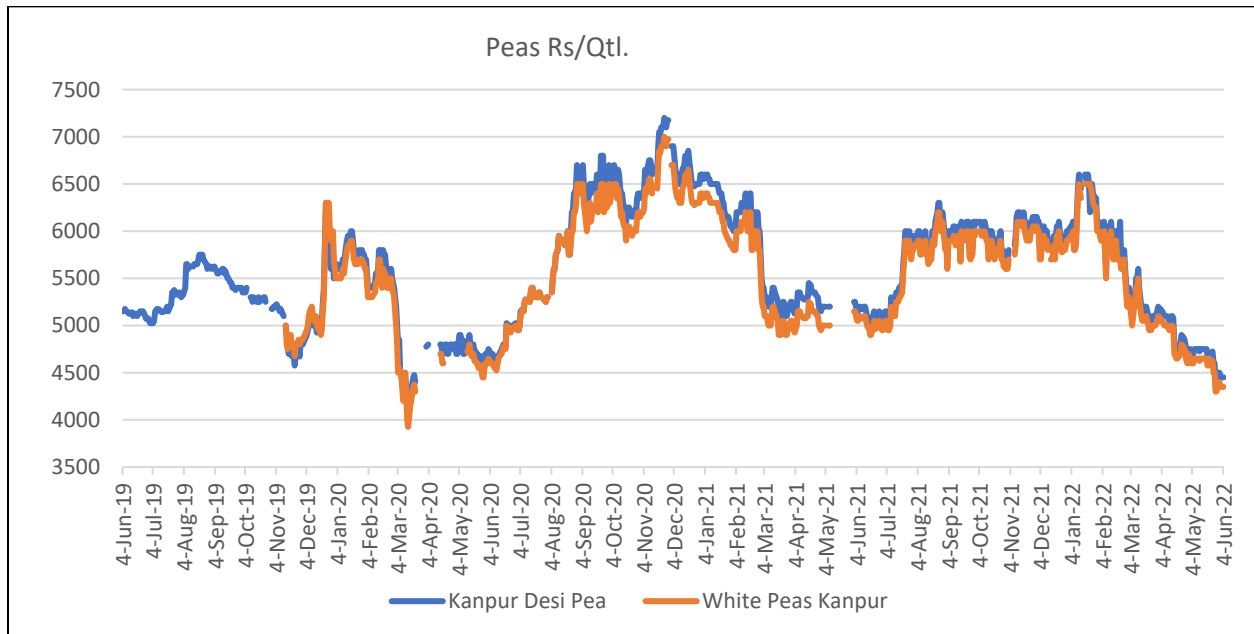
Market Recap:

Pea physical market remained range bound and in Kanpur, Desi and White Pea prices traded at previous level of Rs 4450 per quintal and Rs 4350 per quintal respectively due to soft tone in Chana which decreased by 1% in various markets. Sluggish demand by stockists and miller are seen at present in Pea as consumption demand is being diverted to Chana owing to lower levels.

This week too, Pea market to trade range bound due to plenty of stocks and easy availability of Chana at lower prices.

Outlook for the week: Pea market may trade range bound following the Chana trend.

Following graph illustrates Pea price movement in different markets:



| Yellow & White Peas % Price Fluctuation Over Previous Month | | | | | |
|---|----------|----------|-----------|----------|------------|
| Markets | Today | Week Ago | Month Ago | Year Ago | % Ch. Over |
| | 04.06.22 | 28.05.22 | 04.05.22 | 04.05.21 | 28.05.22 |
| Kanpur Desi Peas | 4450 | 4450 | 4750 | 5250 | 0.00 |
| Kanpur White Peas | 4350 | 4350 | 4700 | 5150 | 0.00 |
| Price Projection For Kanpur Desi During June-2022 (4300-4700) | | | | | |

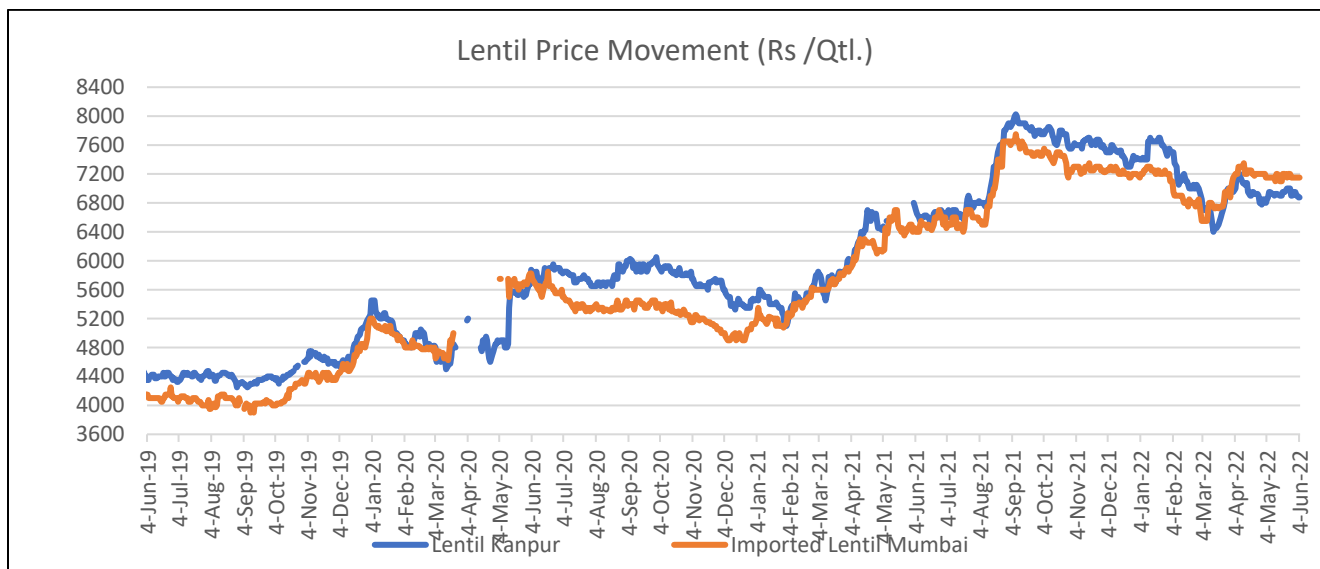
Lentils (Masoor):

Market Recap:

Masur markets continued to trade under pressure on the reports of good crop condition in Canada and the better prospects for Australian lentils this year. It traded stable at Rs 7150 in Mumbai market while decreased by 0.36% in Kanpur market to Rs 6875. It traded down by 3.13 % to 6200-6300 in Ashok Nagar. Any spike is unlikely in Masur market at this point of time. If Canadian crop continues to prosper well, prices may move in limited range despite the slow arrival pace. However, the current declining trend may be arrested as stockists may restrict release at lower price. Canada and Australia quotes are steady at \$945-60 per MT. Canadian exporters may prefer to offload old stock before bumper crop hits the market. Right now, price seems under pressure as demand is weak.

Market Outlook: Price seems to remain under pressure on weak demand.

Following graph illustrates Pea price movement in different markets:



| Lentil % Price Fluctuation Over Previous Week | | | | | |
|--|----------|----------|-----------|----------|------------|
| Markets | Today | Week Ago | Month Ago | Year Ago | % Ch. Over |
| | 04.06.22 | 28.05.22 | 04.05.22 | 04.05.21 | 28.05.22 |
| Kanpur | 6875 | 6900 | 6875 | 6650 | -0.36 |
| Mumbai | 7150 | 7150 | 7150 | 6400 | 0.00 |
| Raipur | 6900 | 6900 | 7000 | - | 0.00 |
| Ashok Nagar | 6200 | 6400 | 6250 | NA | -3.13 |
| Price Projection For Kanpur During June-2022 (6600-7100) | | | | | |

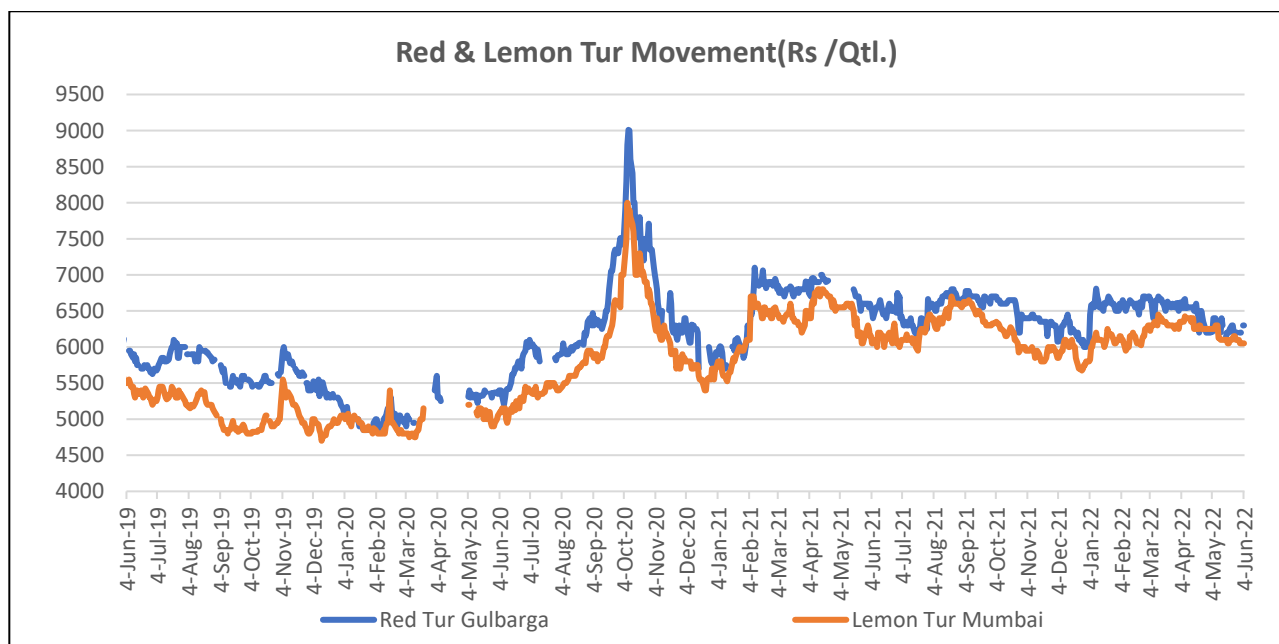
Pigeon Pea (Tur/Toor):

Market Recap:

As the prices of Tur have decreased by 3 to 10% during last one month and hovering either at MSP or below MSP, farmers may prefer to reduce Tur area by 10 to 15% this year. They may prefer to sow more Cotton, Maize, Paddy and other lucrative crops in the kharif season. They may reduce area under Soybean, while area under Maize, Paddy and Cotton may increase by 10 to 15%. Monsoon rains might be the crucial factor for sowing in States like Maharashtra, Madhya Pradesh and Karnataka. Right now, loss in sown areas seems very much on the card based on farmers pre-sowing intentions. Demand for dal is weak and is unlikely to improve suddenly amid the continuous supply from import and domestic sources. The stock of Tur is sufficient to cater the domestic needs. Tur is being traded at Rs 6000 to 6300. As the prices of Tur are at lower side any improvement in demand may support the market sentiments. Tur market prices are expected to recover by Rs 100-200 per quintal by the 2nd week of June.

Outlook for the week: Prices may continue to trade at this level this week too.

Following graph illustrates Pea price movement in different markets:



| Tur % Price Fluctuation Over Previous Week | | | | | |
|--|----------|----------|-----------|----------|------------|
| Markets | Today | Week Ago | Month Ago | Year Ago | % Ch. Over |
| | 04.06.22 | 28.05.22 | 04.05.22 | 04.05.21 | 28.05.22 |
| Gulbarga | 6300 | 6200 | 6210 | 6500 | 1.61 |
| Kadapa(A.P.) | 6000 | 6000 | 6050 | 6500 | 0.00 |
| Indore | 5900 | 6300 | 6400 | 6800 | -6.35 |
| Mumbai | 6050 | 6100 | 6250 | 6050 | -0.82 |
| Price Projection For Gulbarga During June-2022 (6100-6500) | | | | | |

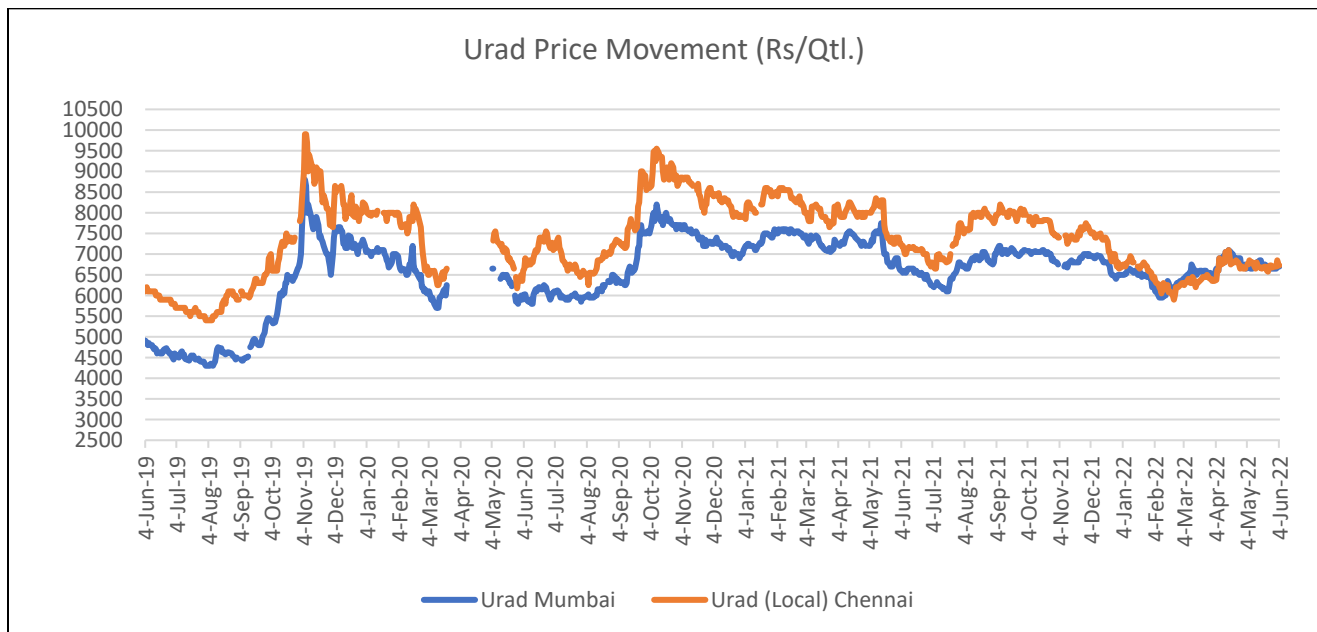
Black Matpe (Urad):

Market Recap:

Urad cash market recovered by 1 to 1.5% as sellers restricted sale at the discounted price at Rs 6650-6725 in various markets despite the new arrivals in Andhra Pradesh and Karnataka during the last week, taking cue from the improved quotes in Myanmar. Urad quotes in Myanmar increased by \$5 to \$ 870 for FAQ and \$970 for SQ and its impact was visible in domestic market. Importers have restricted fresh deal on expectation of normal monsoon. If area decreases (likely) in Kharif season due to disturbance in weather pattern and rains, prices may move up more than our normal expectations. Rains in the monsoon season too remains crucial. Farmers may reduce area of Urad by 5% in the Kharif season, as the relative return from Maize, Cotton and Paddy is higher. Old stocks in markets like Chennai and Mumbai are depleting fast. The stocks from imports have already been sold. Arrival from the new crop is over 2 to 3 months away. Under the prevailing market fundamentals, Urad prices may move up by Rs 200-300 in the near term.

Outlook for the week: Urad prices may move up by Rs 200-300 in the near term.

Following graph illustrates Pea price movement in different markets:



| Urad % Price Fluctuation Over Previous Week | | | | | |
|--|----------|----------|-----------|----------|------------|
| Markets | Today | Week Ago | Month Ago | Year Ago | % Ch. Over |
| | 04.06.22 | 28.05.22 | 04.05.22 | 04.05.21 | 28.05.22 |
| Mumbai FAQ Burma | 6700 | 6650 | 6700 | 6600 | 0.75 |
| Chennai FAQ | 6725 | 6675 | 6750 | 7200 | 0.75 |
| Delhi FAQ | 7050 | 6950 | 7000 | 6800 | 1.44 |
| Delhi SQ | 7650 | 7550 | 7325 | 7250 | 1.32 |
| Price Projection For Tamil Nadu During June-2022 (6500-6900) | | | | | |

Summer Sowing Progress:

| State-wise Area Coverage Under Summer Urad As On 27th May-2022 (Lakh ha) | | | | |
|--|-------------|--------------|-------|------------------|
| States | Target Area | Area covered | | % diff from 2021 |
| | | 2022 | 2021 | |
| Assam | 0.156 | 0.143 | 0.117 | 22% |
| Chhattisgarh | 0.2 | 0.19 | 0.15 | 27% |
| Karnataka | 0.009 | 0.013 | - | #VALUE! |
| M.P. | 0.661 | 0.528 | 0.4 | 32% |
| Tamil Nadu | 1.57 | 1.006 | 0.838 | 20% |
| West Bengal | 0.05 | 0.075 | 0.073 | 3% |
| U.P. | 0.655 | 0.692 | 0.628 | 10% |
| Gujarat | 0.1 | 0.255 | 0.179 | 42% |
| Jharkhand | - | - | 0.001 | #VALUE! |
| Bihar | 0.125 | 0.14 | - | #VALUE! |
| Odisha | 0.29 | 0.501 | 0.28 | 79% |
| A.P. | 0.05 | 0.103 | 0.02 | 415% |
| All India | 3.866 | 3.65 | 2.693 | 36% |

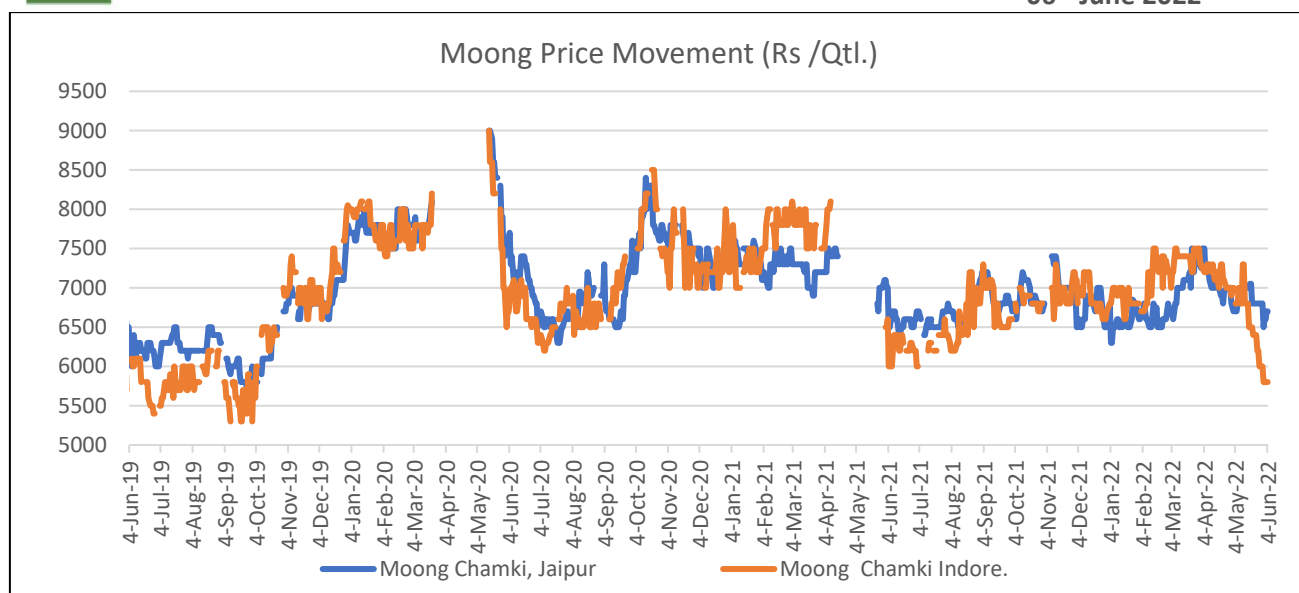
Green Gram (Moong):

Market Recap:

Moong cash market, as expected last week, decreased by 1.5 to 3% in various markets and traded in the range of Rs 5800-6800 last week. It may decrease further by Rs 200-300. New arrivals from the summer crop, ample stocks in Central Pool and weak demand helped market to trade low. Pressure on price may continue in coming weeks as arrivals from the summer crop has already started increasing in MP. Summer sowing is over now and is up by 16.60% to 19.15 lakh ha. so far. However, improvement in area may minimize the loss to some extent. Ample availability in the Central pool, increasing arrivals from the summer crop, free distribution of Moong in MP may pressurize Moong market by Rs 200-300 from the current level. The medium-term outlook would depend on Kharif area and rains frequency throughout the monsoon season.

Outlook for the week: Prices of Moong may remain weak this week too.

Following graph illustrates Pea price movement in different markets:



| Moong % Price Fluctuation Over Previous Week | | | | | |
|--|----------|----------|-----------|----------|------------|
| Markets | Today | Week Ago | Month Ago | Year Ago | % Ch. Over |
| | 04.06.22 | 28.05.22 | 04.05.22 | 04.05.21 | 28.05.22 |
| Jaipur | 6700 | 6800 | 6700 | 6500 | -1.47 |
| Jalgaon | 6800 | 7000 | 7000 | 6800 | -2.86 |
| Indore | 5800 | 6000 | 6800 | 6000 | -3.33 |
| Delhi (Mertacity) | 7000 | 7000 | 7300 | 6500 | 0.00 |

Price Projection For Jaipur During June-2022 (6500-6900)

Summer Sowing Progress:

| State-wise Area Coverage Under Summer Moong As On 27th May-2022 (Lakh ha) | | | | |
|---|-------------|--------------|-------|------------------|
| States | Target Area | Area covered | | % diff over 2021 |
| | | 2022 | 2021 | |
| Assam | 0.065 | 0.06 | 0.05 | 20 |
| Chhattisgarh | 0.25 | 0.16 | 0.17 | -5.9 |
| Karnataka | 0.008 | 0.01 | 0.01 | 0 |
| M.P. | 9.298 | 8.501 | 4.77 | 78.2 |
| Tamil Nadu | 0.45 | 0.948 | 0.997 | -4.9 |
| West Bengal | 0.65 | 0.65 | 0.72 | -9.7 |
| Jharkhand | 0.3 | 0.102 | 0.035 | 191.4 |
| U.P. | 0.82 | 0.836 | 0.79 | 5.8 |
| Gujarat | 0.55 | 0.701 | 0.592 | 18.2 |
| Bihar | 4.39 | 4.02 | 5.3 | -24.2 |
| Odisha | 0.9 | 2.076 | 2.88 | -27.9 |
| Punjab | | 0.52 | 0.22 | 136.4 |
| A.P. | 1 | 0.249 | 0.037 | 573 |
| Rajasthan | 0 | 0.09 | - | |

| | | | | |
|-------------|--------|--------|--------|------|
| Maharashtra | 0 | 0.233 | 0 | 0 |
| All India | 18.681 | 19.158 | 16.578 | 15.6 |

Indian Pulses MSP:

| MSP (Rs/Quntal) | 2013-14 | 2014-15 | 2015-16 | 2016-17 | 2017-18 | 2018-19 | 2019-20 | 2020-21 | 2021-22 |
|-----------------|---------|---------|---------|---------|--------------|---------|---------|---------|-------------|
| Tur (Arhar) | 4300 | 4350 | 4625** | 5050*** | 5450* | 5675 | 5800 | 6000 | 6300 |
| Moong | 4500 | 4600 | 4850** | 5225*** | 5575* | 6975 | 7050 | 7196 | 7275 |
| Urad | 4300 | 4350 | 4625** | 5000*** | 5400* | 5600 | 5700 | 6000 | 6300 |
| Gram | 3100 | 3175 | 3425 | 4000 | 4400** | 4620 | 4875 | 5100 | 5230 |
| Lentil (Masur) | 2950 | 3075 | 3325 | 3925 | 4250** ** | 4475 | 4800 | 5100 | 5500 |

*: Additional Bonus of Rs 500 per quintal for market arrivals within the first two months of harvesting

** : Additional Bonus of Rs 200 per quintal, ***: Additional Bonus of Rs 425 per quintal

Pulses Weekly Price, Wholesale, and Arrival Sheet

| Pulses | State | Market | Pulses Variety/Origin (Rs in Qtl) | 2-Jun-22 | 26-May-22 | 2-May-22 | 2-Jun-21 |
|--------|----------------|----------|--|----------|-----------|----------|----------|
| Chana | Delhi | Delhi | Chana (Australia) | NA | NA | NA | 5400 |
| Chana | Maharashtra | Mumbai | Chana (Australia) | NA | NA | NA | NA |
| Chana | West Bengal | Kolkatta | Chana (Australia) | 4700 | 4600 | 4800 | 6300 |
| Chana | Maharashtra | Mumbai | Chana (Australia) in \$/t | NA | NA | NA | NA |
| Chana | Maharashtra | Mumbai | Chana (Tanzania) in \$/t | NA | NA | NA | NA |
| Chana | Maharashtra | Mumbai | Kabuli Chana (Russia) in \$/t | NA | NA | NA | 670 |
| Chana | Delhi | Delhi | Chana Kantewala/Katawala (M.P. Origin) | 4600 | 4750 | 4925 | 5300 |
| Chana | Rajasthan | Ramganj | Chana (Both Desi and Kantewala) | Closed | NA | 4550 | NA |
| Chana | Madhya Pradesh | Indore | Chana kantewala/katawala | 4500 | 4850 | 4850 | 5300 |
| Chana | Madhya Pradesh | Dewas | Chana Kantewala/Katawala | NR | 8900 | 9100 | 8400 |
| Chana | Madhya Pradesh | Neemuch | Chana Kantewala/Katawala | 4375 | NA | 4600 | NA |
| Chana | Madhya Pradesh | Rajgarh | Chana Kantewala/Katawala | NR | NA | NA | NA |
| Chana | Maharashtra | Nanded | Chana Kantewala/Katawala | 4500 | 4200 | 4650 | NA |
| Chana | Maharashtra | Barshi | Chana Kantewala/Katawala | 4000 | 4100 | 4300 | 4200 |

| Pulses | State | Market | Pulses Variety/Origin (Rs in Qtl) | 2-Jun-22 | 26-May-22 | 2-May-22 | 2-Jun-21 |
|--------|----------------|---------------|-----------------------------------|----------|-----------|----------|----------|
| Chana | Maharashtra | Mumbai | Chana (Ethiopia) | NA | NA | NA | NA |
| Chana | Delhi | Delhi | Chana Rajasthan | 4750 | 4850 | 4975 | 5375 |
| Chana | Maharashtra | Mumbai | Chana (Tanzania) | 4100 | 4250 | 4525 | 4850 |
| Chana | Maharashtra | Akola | Chana Annagiri | 4550 | 4400 | 4500 | 5150 |
| Chana | Maharashtra | Latur | Chana Annagiri | 4300 | 4400 | 4550 | 4800 |
| Chana | Maharashtra | Nagpur | Chana Annagiri | NA | NA | NA | 4850 |
| Chana | Maharashtra | Nanded | Chana Annagiri | 4600 | 4300 | 4750 | NA |
| Chana | Maharashtra | Udgir | Chana Annagiri | 4400 | 4400 | NA | NA |
| Chana | Karnataka | Gulbarga | Chana Annagiri | Closed | 4500 | 4600 | 4832 |
| Chana | Delhi | Delhi | Chana Besan | 5786 | 5829 | 6000 | 6643 |
| Chana | Maharashtra | Akola | Chana Chapa | 4550 | 4400 | 4500 | 5100 |
| Chana | Maharashtra | Nagpur | Chana chapa | NA | NA | NA | 4800 |
| Chana | Maharashtra | Barshi | Chana Chapa | 4200 | 4300 | 4400 | 4600 |
| Chana | Madhya Pradesh | Gwalior | Chana Desi | NR | NA | 4550 | NA |
| Chana | Madhya Pradesh | Harda | Chana Desi | 4200 | 4325 | 4450 | 4900 |
| Chana | Madhya Pradesh | Ganjbasoda | Chana Desi | 4350 | 4500 | 4600 | 5000 |
| Chana | Madhya Pradesh | Katni | Chana Desi | 4400 | 4500 | NA | 5100 |
| Chana | Madhya Pradesh | Pipariya | Chana Desi | 4550 | 4600 | 4600 | 5000 |
| Chana | Madhya Pradesh | Morena | Chana Desi | NA | NA | NA | NA |
| Chana | Madhya Pradesh | Bina | Chana Desi | 4350 | 4400 | 4600 | NA |
| Chana | Madhya Pradesh | Dabra | Chana Desi | 4500 | 4600 | 4850 | 5300 |
| Chana | Madhya Pradesh | Ashok Nagar | Chana Desi | 4250 | 4400 | 4600 | 5250 |
| Chana | Madhya Pradesh | Bhind | Chana Desi | 4400 | 4500 | 4400 | 4700 |
| Chana | Maharashtra | Ahmednagar | Chana Desi | 4200 | 4300 | 4300 | 4800 |
| Chana | Maharashtra | Barshi | Chana Desi | 4000 | 4100 | 4300 | 4200 |
| Chana | Maharashtra | Nagpur | Chana Desi | 4150 | 4200 | 4400 | 4700 |
| Chana | Maharashtra | Hinganghat | Chana Desi | 4125 | 4150 | 4350 | 4830 |
| Chana | Rajasthan | Jaipur | Chana Desi | 4675 | 4750 | 4950 | 5350 |
| Chana | Rajasthan | Sriganganagar | Chana Desi | 4400 | 4575 | 4700 | NA |
| Chana | Rajasthan | Kekri | Chana Desi | 4200 | 4400 | 4450 | NA |

| Pulses | State | Market | Pulses Variety/Origin (Rs in Qtl) | 2-Jun-22 | 26-May-22 | 2-May-22 | 2-Jun-21 |
|--------|----------------|---------------|-----------------------------------|----------|-----------|----------|----------|
| Chana | Rajasthan | Bundi | Chana Desi | 4425 | 4440 | 4600 | 4950 |
| Chana | Rajasthan | Ajmer | Chana Desi | Closed | NA | 4550 | NA |
| Chana | Rajasthan | Alwar | Chana Desi | 4400 | 4450 | 4700 | NA |
| Chana | Andhra Pradesh | Vijaywada | Chana Desi | 5000 | 5000 | 5050 | NA |
| Chana | Andhra Pradesh | Banaganapalli | Chana Desi | 4700 | 4600 | 4700 | NA |
| Chana | Uttar Pradesh | Jhansi | Chana Desi | NA | NA | 4450 | NA |
| Chana | Uttar Pradesh | Kanpur | Chana Desi | 4650 | 4800 | 4900 | 5375 |
| Chana | Gujarat | Dahod | Chana Desi | 4375 | 4400 | 4650 | 4950 |
| Chana | Rajasthan | Bikaner | Chana | 4700 | 4750 | 4900 | NA |
| Chana | Maharashtra | Jalgoan | Chana | 4450 | 4500 | 4475 | 5050 |
| Chana | Maharashtra | Solapur | Chana | 4750 | 4750 | 4700 | 5200 |
| Chana | Maharashtra | Amaravati | Chana | 4300 | 4500 | 4575 | 4850 |
| Chana | Chhattisgarh | Raipur | Chana | 4450 | 4500 | 4750 | 5200 |
| Chana | Karnataka | Sedam | Chana | 4500 | 4600 | 4600 | NA |
| Chana | Maharashtra | Jalna | Chana Gauran | 4150 | 4300 | 4400 | 4725 |
| Chana | Maharashtra | Latur | Chana Gauran | 4175 | 4250 | 4350 | 4675 |
| Chana | Madhya Pradesh | Ujjain | Chana Dollar | 8800 | 8500 | 10100 | 8300 |
| Chana | Maharashtra | Jalna | Chana Pila | 4250 | 4325 | 4475 | 4825 |
| Chana | Maharashtra | Latur | Chana G 12/Vijay | 4450 | 4500 | 4700 | 4850 |
| Chana | Maharashtra | Udgir | Chana Vijay | 4300 | 4300 | NA | NA |
| Chana | Madhya Pradesh | Indore | Kabuli Chana 58-60 Export Quality | 8200 | 8600 | 9200 | 8800 |
| Chana | Madhya Pradesh | Indore | Kabuli Chana 44-46 Mill Quality | 9400 | 9800 | 10400 | 9300 |
| Chana | Maharashtra | Mumbai | Kabuli Chana (Russia) | NA | NA | NA | 5200 |
| Chana | Madhya Pradesh | Indore | Raw Kabuli Chana Quality | 8600 | 8700 | 9000 | NA |
| Chana | Madhya Pradesh | Dabra | Kabuli Chana | NA | NA | NA | NA |
| Chana | Maharashtra | Latur | Chana Mixed (Mill) | 4175 | 4250 | 4350 | 4675 |
| Chana | Maharashtra | Akola | Chana Mixed | 4350 | 4300 | 4400 | 5050 |
| Chana | Maharashtra | Ahmednagar | Chana Vishal | 4400 | 4500 | 4500 | 5000 |
| Chana | Karnataka | Gulbarga | Chana Dall (Branded) | Closed | 5600 | 5800 | 6300 |
| Chana | Madhya Pradesh | Indore | Chana Dall (Average Quality) | 5700 | 5800 | 6100 | 6400 |
| Chana | Delhi | Delhi | Chana Dall | 5300 | 5450 | 5575 | 6050 |
| Chana | Maharashtra | Jalgoan | Chana Dall | 5500 | 5500 | 5800 | 6350 |
| Chana | Maharashtra | Latur | Chana Dall | 5550 | 5550 | 5700 | 6200 |

| Pulses | State | Market | Pulses Variety/Origin (Rs in Qtl) | 2-Jun-22 | 26-May-22 | 2-May-22 | 2-Jun-21 |
|--------|----------------|-------------|-----------------------------------|----------|-----------|----------|----------|
| Chana | Madhya Pradesh | Gwalior | Chana Dall | NR | NA | 5750 | NA |
| Chana | Rajasthan | Bikaner | Chana Dall | 5500 | 5500 | 5700 | NA |
| Chana | Maharashtra | Nagpur | Chana Dall | NA | NA | NA | NA |
| Chana | Madhya Pradesh | Dabra | Chana Dall | NA | NA | NA | NA |
| Chana | Karnataka | Gulbarga | Chana Dall | Closed | 5500 | 5700 | 6200 |
| Chana | Madhya Pradesh | Pipariya | Chana Dall | 6000 | 6000 | 6000 | 7000 |
| Chana | Uttar Pradesh | Kanpur | Chana Dall | 5250 | 5300 | 5600 | 6000 |
| Chana | Jharkhand | Jamshedpur | Chana Dall | NR | NA | NA | NA |
| Chana | Maharashtra | Akola | Chana Dall | 5650 | 5700 | 5900 | 6400 |
| Chana | Maharashtra | Barshi | Chana Dall | 6100 | 6100 | 6000 | 5800 |
| Chana | Madhya Pradesh | Bhind | Chana Dall | 6500 | 6500 | 6500 | 7700 |
| Masur | Uttar Pradesh | Kanpur | Masur (Bareilly) | 6800 | 6900 | 6750 | 6850 |
| Masur | Uttar Pradesh | Kanpur | Masur Mill Quality Kanpur | 6900 | 7000 | 6850 | 6750 |
| Masur | Madhya Pradesh | Gwalior | Masur | NR | NA | 6200 | NA |
| Masur | Madhya Pradesh | Vidisha | Masur | 6200 | 6300 | 6150 | NA |
| Masur | Madhya Pradesh | Ganj Basoda | Masur | 6350 | 6350 | 6250 | 6200 |
| Masur | Madhya Pradesh | Katni | Masur | 6100 | 6200 | NA | 5600 |
| Masur | Uttar Pradesh | Jhansi | Masur | NA | NA | 6300 | NA |
| Masur | Bihar | Patna | Masur | NR | NA | NA | 6650 |
| Masur | Chhattisgarh | Raipur | Masur | 6900 | 6950 | 6900 | 6325 |
| Masur | Madhya Pradesh | Ashok Nagar | Masur Desi | 6200 | 6400 | 6200 | 6500 |
| Masur | Madhya Pradesh | Pipariya | Masur Desi | 6100 | 6200 | 6200 | NA |
| Masur | Madhya Pradesh | Neemuch | Masur Desi | 6250 | NA | 6300 | NA |
| Masur | Madhya Pradesh | Indore | Masur Medium (barik) | 6150 | 6550 | 6550 | 5250 |
| Masur | Madhya Pradesh | Dabra | Masur Medium | NA | NA | NA | NA |
| Masur | Madhya Pradesh | Rajgarh | Masur Medium | NR | NA | NA | NA |
| Masur | Jharkhand | Jamshedpur | Masur Dall Malka | NR | NA | NA | NA |

| Pulses | State | Market | Pulses Variety/Origin (Rs in Qtl) | 2-Jun-22 | 26-May-22 | 2-May-22 | 2-Jun-21 |
|--------|----------------|----------|---|----------|-----------|----------|----------|
| Masur | Madhya Pradesh | Gwalior | Masur Dall Malka | NR | NA | 7700 | NA |
| Masur | Madhya Pradesh | Indore | Masur Dall (Medium) | 8300 | 8600 | 8500 | 6500 |
| Masur | Delhi | Delhi | Masur Dall Choti | 8000 | 8200 | 8200 | 8000 |
| Masur | Delhi | Delhi | Masur Badi /Malka dal | 7900 | 8000 | 8000 | 7700 |
| Masur | Delhi | Delhi | Masur Canadian | 6900 | 7050 | 6975 | 6650 |
| Masur | West Bengal | Kolkatta | Masur (Canada) | 7025 | 7050 | 7000 | 6550 |
| Masur | Tamil Nadu | Chennai | Yellow Lentil (Canada Laird No.1) | 8300 | 8300 | 8250 | 8800 |
| Masur | Tamil Nadu | Chennai | Yellow Lentil (Canada Laird No.2) | 8100 | 8100 | 8050 | 8600 |
| Masur | Tamil Nadu | Chennai | Yellow Lentil (Canada Laird No.3) | 7900 | 7900 | 7850 | 8400 |
| Masur | Madhya Pradesh | Indore | Masur Mota Masra | 6200 | 6600 | 6600 | 5300 |
| Masur | Madhya Pradesh | Indore | Masur Chota (FAQ) | 6175 | 6575 | 6575 | 5275 |
| Masur | Maharashtra | Mumbai | Masur (Canada)(Container) | 7150 | 7200 | 7200 | 6450 |
| Masur | Maharashtra | Mumbai | Masur Vessel | NA | NA | NA | 6400 |
| Masur | Delhi | Delhi | Masur (Kotaline) | 6850 | 7050 | 6950 | 6725 |
| Masur | Delhi | Delhi | Masur (Sikri Line) | 6950 | 7200 | 7075 | 7000 |
| Masur | Delhi | Delhi | Masur Chanti-Export Quality | 8700 | 8900 | 8800 | 8550 |
| Masur | Madhya Pradesh | Bina | Masur Kali | 6250 | 6400 | 6275 | NA |
| Moong | Maharashtra | Mumbai | Moong Annaseva (Burma) in \$/t | 910 | 910 | 800 | 950 |
| Moong | Maharashtra | Mumbai | Moong Pedishewa/Pedisheva/(Burma) in \$/t | 1050 | 1050 | 940 | 970 |
| Moong | Maharashtra | Mumbai | Moong Pokako/Pakaku (Burma) in \$/t | 910 | 910 | 855 | 900 |
| Moong | Maharashtra | Mumbai | Moong (Tanzania) | NA | NA | NA | NA |
| Moong | Delhi | Delhi | Moong (Kanpur-U.P.) | NA | NA | NA | NA |
| Moong | Delhi | Delhi | Moong Desi (Merta City-Raj) | 7000 | 7000 | 7300 | NA |
| Moong | Delhi | Delhi | Moong (Mertacity Polish-Raj) | NA | NA | NA | NA |
| Moong | Karnataka | Gulbarga | Moong FAQ | 6450 | 6500 | NA | NA |
| Moong | Uttar Pradesh | Kanpur | Moong (UP line) | 6300 | 6700 | 6400 | 6600 |
| Moong | Maharashtra | Akola | Moong | 6500 | 6250 | 7000 | 6900 |

| Pulses | State | Market | Pulses Variety/Origin (Rs in Qtl) | 2-Jun-22 | 26-May-22 | 2-May-22 | 2-Jun-21 |
|--------|----------------|---------------|--------------------------------------|----------|-----------|----------|----------|
| Moong | Maharashtra | Barshi | Moong | 6500 | 6300 | 6500 | 7000 |
| Moong | Maharashtra | Ahmednagar | Moong | 6100 | 6700 | 7200 | 6800 |
| Moong | Madhya Pradesh | Harda | Moong | 5950 | 6150 | 6500 | 6400 |
| Moong | Rajasthan | Kekri | Moong | NA | NA | NA | NA |
| Moong | Maharashtra | Latur | Moong | NA | NA | NA | NA |
| Moong | Madhya Pradesh | Dabra | Moong | NA | NA | NA | NA |
| Moong | Rajasthan | Sriganganagar | Moong | NA | NA | NA | NA |
| Moong | Andhra Pradesh | Vijaywada | Moong | 6200 | 6400 | 6400 | NA |
| Moong | Rajasthan | Ajmer | Moong Desi | Closed | NA | NA | NA |
| Moong | Uttar Pradesh | Hathras | Moong Desi | NA | NA | NA | NA |
| Moong | Madhya Pradesh | Pipariya | Moong Desi | 6100 | 6200 | 6400 | 6300 |
| Moong | Maharashtra | Udgir | Moong Desi | NA | NA | NA | NA |
| Moong | Gujarat | Dahod | Moong (Chamki) | NA | NA | NA | 6500 |
| Moong | Karnataka | Gulbarga | Moong (Chamki) | Closed | 6800 | 7100 | 6900 |
| Moong | Madhya Pradesh | Indore | Moong (Chamki) | 5800 | 6200 | 7000 | 6500 |
| Moong | Maharashtra | Jalgoan | Moong (Chamki) | 6800 | 7000 | 7500 | 7200 |
| Moong | Maharashtra | Jalna | Moong (Chamki) | 6200 | 6200 | 6500 | NA |
| Moong | Rajasthan | Jaipur | Moong (Chamki) | 6600 | 6800 | 6700 | 7000 |
| Moong | Rajasthan | Merta | Moong Chilka | 6000 | 6100 | NA | 6700 |
| Moong | Rajasthan | Merta | Moong Mogar | 5700 | 5800 | NA | 6500 |
| Moong | Rajasthan | Merta | Moong Polish | 6000 | 6100 | NA | 6700 |
| Moong | Karnataka | Yadgir | Moong Polish | 5810 | 6300 | NA | NA |
| Moong | Karnataka | Gulbarga | Moong Dall Mogar (Colourful Branded) | Closed | 9500 | 9500 | 9600 |
| Moong | Rajasthan | Bikaner | Moong Dall Split (Average) | 8200 | 8500 | 8800 | NA |
| Moong | Delhi | Delhi | Moong (Chilka Dal-Raj) | 8500 | 8500 | 9200 | NA |
| Moong | Delhi | Delhi | Moong Mogar Dall | 8400 | 8400 | 9000 | NA |
| Moong | Maharashtra | Akola | Moong Dall Mogar (bold) | 9400 | NA | 9200 | 9500 |
| Moong | Madhya Pradesh | Indore | Moong Dall Mogar | 8100 | 8300 | 8900 | 9500 |
| Moong | Jharkhand | Jamshedpur | Moong Dall Mogar | NR | NA | NA | NA |
| Moong | Jharkhand | Jamshedpur | Moong Dal Mogar (Sortex) | NR | NA | NA | NA |
| Moong | Maharashtra | Mumbai | Moong Kenya | NA | NA | NA | NA |
| Moong | Maharashtra | Mumbai | Moong Pokako/Pakkaku | NA | NA | NA | NA |
| Moong | Maharashtra | Jalna | Moong Gauran | NA | NA | NA | NA |

| Pulses | State | Market | Pulses Variety/Origin (Rs in Qtl) | 2-Jun-22 | 26-May-22 | 2-May-22 | 2-Jun-21 |
|--------|----------------|------------|-----------------------------------|----------|-----------|----------|----------|
| Moong | Karnataka | Sedam | Moong Green | NA | NA | NA | NA |
| Moong | West Bengal | Kolkatta | Moong Pedishewa/Pedisheva | NA | NA | NA | NA |
| Moth | Rajasthan | Jaipur | Moth | 7300 | 7300 | 7000 | 6950 |
| Moth | Rajasthan | Nokha | Moth | 7700 | 7800 | 7500 | 6900 |
| Moth | Rajasthan | Bhilwara | Moth | NA | NA | 7000 | NA |
| Pea | Maharashtra | Mumbai | Peas White/Yellow (America) | NA | NA | NA | NA |
| Pea | Maharashtra | Mumbai | Peas Green (America) | NA | NA | NA | NA |
| Pea | Uttar Pradesh | Kanpur | Peas White (Canada) | 4350 | 4500 | 4650 | 5150 |
| Pea | Maharashtra | Mumbai | Peas White/Yellow (Canada) | NA | NA | NA | NA |
| Pea | West Bengal | Kolkatta | Peas Yellow/White (Canada) | NA | NA | NA | 6100 |
| Pea | Maharashtra | Mumbai | Peas Green (Canada) | NA | NA | NA | NA |
| Pea | West Bengal | Kolkatta | Peas Green (Canada) | NA | NA | NA | NA |
| Pea | West Bengal | Kolkatta | Peas Yellow/White (Russia) | NA | NA | NA | NA |
| Pea | Maharashtra | Mumbai | Peas Yellow (Russia) | NA | NA | NA | NA |
| Pea | Uttar Pradesh | Kanpur | Peas Desi | 4450 | 4600 | 4750 | 5250 |
| Pea | Madhya Pradesh | Gwalior | Peas White | NR | NA | 4800 | NA |
| Pea | Madhya Pradesh | Harpalpur | Peas White | NR | NA | NA | 5000 |
| Pea | Uttar Pradesh | Jhansi | Peas White | NA | NA | 4400 | NA |
| Pea | Madhya Pradesh | Dabra | Peas White | NA | NA | NA | NA |
| Pea | Delhi | Delhi | Peas Green | 5300 | 6200 | 6600 | 11500 |
| Pea | Madhya Pradesh | Dabra | Peas Green | 4600 | 4700 | 4800 | 4950 |
| Pea | Delhi | Delhi | Peas Yellow | 5300 | 5750 | 6500 | 7500 |
| Pea | Jharkhand | Jamshedpur | Peas Dall | NR | NA | NA | NA |
| Pea | Madhya Pradesh | Gwalior | Peas White Dall | NR | NA | 5400 | NA |
| Tur | Maharashtra | Mumbai | Tur Lemon (Burma) in \$/t | 860 | 850 | 840 | 900 |
| Tur | Tamil Nadu | Chennai | Tur Lemon (Burma) in \$/t | NA | NA | NA | NA |
| Tur | Uttar Pradesh | Kanpur | Tur (MP) | 6050 | 6050 | 6000 | 5600 |
| Tur | Uttar Pradesh | Kanpur | Tur (UP Line) | 6150 | 6150 | 6100 | 5700 |
| Tur | Maharashtra | Nagpur | Tur (Mah.) | 6100 | 6100 | 6000 | 6800 |
| Tur | Madhya Pradesh | Indore | Tur Mah. Origin | 5900 | 6200 | 6300 | 6800 |
| Tur | Maharashtra | Jalna | Tur BDM | 6000 | 6000 | 6100 | 6650 |

| Pulses | State | Market | Pulses Variety/Origin (Rs in Qtl) | 2-Jun-22 | 26-May-22 | 2-May-22 | 2-Jun-21 |
|--------|----------------|------------|-----------------------------------|----------|-----------|----------|----------|
| Tur | Maharashtra | Hinganghat | Tur | 6175 | 6350 | 6400 | NA |
| Tur | Maharashtra | Solapur | Tur | 5800 | 5850 | 6075 | 6825 |
| Tur | Madhya Pradesh | Katni | Tur | 5100 | 5800 | NA | 6200 |
| Tur | Madhya Pradesh | Bhind | Tur | 4600 | 4800 | 4800 | 4800 |
| Tur | Madhya Pradesh | Dabra | Tur | NA | NA | NA | NA |
| Tur | Chhattisgarh | Raipur | Tur | 6250 | 6400 | 6350 | 6900 |
| Tur | Telangana | Warangal | Tur Desi | NA | NA | NA | NA |
| Tur | Andhra Pradesh | Dhone | Tur Desi | 5600 | NA | 5675 | NA |
| Tur | Madhya Pradesh | Morena | Tur Desi | NA | NA | NA | NA |
| Tur | Madhya Pradesh | Pipariya | Tur Desi | 6200 | 6200 | 6300 | 6700 |
| Tur | Karnataka | Gulbarga | Tur Red FAQ | Closed | 6200 | 6200 | 6600 |
| Tur | Uttar Pradesh | Hathras | Tur Red Desi | NA | NA | NA | NA |
| Tur | Maharashtra | Jalna | Tur Red (Variety-Maruti) | 5850 | 5900 | 5900 | NA |
| Tur | Karnataka | Sedam | Tur Red | 6100 | 6100 | 6200 | NA |
| Tur | Karnataka | Yadgir | Tur Red | 6110 | 6150 | NA | NA |
| Tur | Maharashtra | Latur | Tur Red | 5850 | 6000 | 6000 | 6350 |
| Tur | Maharashtra | Udgir | Tur Red | 6200 | 6200 | NA | NA |
| Tur | Maharashtra | Akola | Tur Red | 6100 | 6100 | 6325 | 6800 |
| Tur | Maharashtra | Amaravati | Tur Red | 6050 | 6100 | 6200 | 6500 |
| Tur | Maharashtra | Ahmednagar | Tur Red | 5700 | 5700 | 6000 | 6300 |
| Tur | Maharashtra | Barshi | Tur Red | 5800 | 5900 | 6000 | 6200 |
| Tur | Gujarat | Dahod | Tur Red | 4600 | 4600 | 5600 | 5750 |
| Tur | Karnataka | Yadgir | Tur White | NA | NA | NA | NA |
| Tur | Gujarat | Dahod | Tur White | 4800 | 4800 | 6000 | 5900 |
| Tur | Maharashtra | Ahmednagar | Tur White | 5800 | 5800 | 6100 | 6400 |
| Tur | Maharashtra | Barshi | Tur White | 6000 | 6000 | 6000 | 6600 |
| Tur | Maharashtra | Jalgoan | Tur White Desi | 5700 | 5700 | 6200 | 6200 |
| Tur | Maharashtra | Ahmednagar | Tur Black | 5600 | 5600 | 5900 | 6200 |
| Tur | Maharashtra | Jalna | Tur Black | NA | NA | NA | NA |
| Tur | Maharashtra | Barshi | Tur Black | 6000 | 6000 | 6000 | 6000 |
| Tur | Maharashtra | Latur | Tur White | NA | NA | NA | NA |
| Tur | Maharashtra | Jalna | Tur White | 5900 | 5900 | 6000 | 6500 |
| Tur | Andhra Pradesh | Vijaywada | Tur Lemon | 6100 | 6125 | 6250 | NA |
| Tur | Tamil Nadu | Chennai | Tur Lemon | 6050 | 6000 | 6150 | 6200 |

| Pulses | State | Market | Pulses Variety/Origin (Rs in Qtl) | 2-Jun-22 | 26-May-22 | 2-May-22 | 2-Jun-21 |
|--------|----------------|------------|-----------------------------------|----------|-----------|----------|----------|
| Tur | West Bengal | Kolkatta | Tur Lemon (Burma) | NA | NA | NA | NA |
| Tur | Delhi | Delhi | Tur Lemon (Burma) | 6450 | 6500 | 6575 | 6500 |
| Tur | Maharashtra | Mumbai | Tur Lemon (Burma) | 6050 | 6150 | 6250 | 6150 |
| Tur | Jharkhand | Jamshedpur | Tur Dall | NR | NA | NA | NA |
| Tur | Maharashtra | Jalgoan | Tur Dall | 8500 | 8600 | 8800 | 9600 |
| Tur | Madhya Pradesh | Bhind | Tur Dall | 9500 | 9800 | 10200 | 10500 |
| Tur | Madhya Pradesh | Pipariya | Tur Dall (Non-Sortex) | 9500 | 10000 | 10000 | 10300 |
| Tur | Maharashtra | Akola | Tur Dall Sava no. | 8300 | 8100 | 8500 | 9000 |
| Tur | Maharashtra | Barshi | Tur Dall Sava no. | 8500 | 8500 | 8500 | 8600 |
| Tur | Karnataka | Gulbarga | Tur Sava No. Dall | Closed | 8000 | 8400 | 8800 |
| Tur | Maharashtra | Akola | Tur Dall Phatka | 8700 | 8500 | 9100 | 9700 |
| Tur | Maharashtra | Barshi | Tur Dall Phatka | 9100 | 9100 | 9100 | 9100 |
| Tur | Maharashtra | Latur | Tur Dall Phatka | 9100 | 9200 | 9300 | 9700 |
| Tur | Madhya Pradesh | Indore | Tur Dall Phatka (General) | 8300 | 8300 | 8600 | 10000 |
| Tur | Karnataka | Gulbarga | Tur Dall Pathka (Sortex) | Closed | 8900 | 9000 | 9550 |
| Tur | Karnataka | Gulbarga | Tur Dall Phatka (Non Sortex) | Closed | 8600 | 8700 | 9200 |
| Tur | Maharashtra | Latur | Tur Sava Dall | 8300 | 8300 | 8500 | 8600 |
| Urad | Maharashtra | Mumbai | Urad FAQ (Burma) in \$/t | 860 | 860 | 890 | 830 |
| Urad | Tamil Nadu | Chennai | Urad FAQ (Burma) in \$/t | 840 | 840 | NA | NA |
| Urad | Tamil Nadu | Chennai | Urad SQ (Burma) in \$/t | 940 | 925 | NA | NA |
| Urad | Maharashtra | Mumbai | Urad SQ (Burma) in \$/t | 965 | 945 | 960 | 930 |
| Urad | West Bengal | Kolkatta | Urad FAQ (Burma) | 6850 | 6900 | 6700 | 6800 |
| Urad | Maharashtra | Mumbai | Urad FAQ (Burma) | 6750 | 6700 | 6750 | 6625 |
| Urad | Madhya Pradesh | Indore | Urad (Mah. origin) | 6500 | 7200 | 6800 | 6800 |
| Urad | Madhya Pradesh | Indore | Urad | 6500 | 7200 | 6800 | 6800 |
| Urad | Madhya Pradesh | Harpalpur | Urad | NR | NA | NA | NA |
| Urad | Madhya Pradesh | Ganjbasoda | Urad | NA | NA | NA | 5500 |
| Urad | Rajasthan | Jaipur | Urad | 6800 | 7000 | 6700 | 7050 |
| Urad | Rajasthan | Kekri | Urad | NA | NA | NA | NA |
| Urad | Rajasthan | Bundi | Urad | NA | NA | NA | 5900 |
| Urad | Maharashtra | Ahmednagar | Urad | 6200 | 6400 | 6400 | 6800 |
| Urad | Maharashtra | Barshi | Urad | 6200 | 6400 | 6500 | 7000 |

| Pulses | State | Market | Pulses Variety/Origin (Rs in Qtl) | 2-Jun-22 | 26-May-22 | 2-May-22 | 2-Jun-21 |
|--------|----------------|-------------|-----------------------------------|----------|-----------|----------|----------|
| Urad | Maharashtra | Jalna | Urad | 6000 | 6000 | 6400 | NA |
| Urad | Maharashtra | Latur | Urad | NA | NA | NA | NA |
| Urad | Uttar Pradesh | Jhansi | Urad | NA | NA | NA | NA |
| Urad | Karnataka | Sedam | Urad | NA | NA | NA | NA |
| Urad | Gujarat | Dahod | Urad | NA | NA | NA | 6500 |
| Urad | Madhya Pradesh | Ashok Nagar | Urad Desi | NA | NA | NA | NA |
| Urad | Madhya Pradesh | Neemuch | Urad Desi | 6400 | NA | 6800 | NA |
| Urad | Madhya Pradesh | Pipariya | Urad Desi | NA | NA | NA | NA |
| Urad | Rajasthan | Ramganj | Urad Desi | Closed | NA | NA | NA |
| Urad | Rajasthan | Bhilwara | Urad Desi | NA | NA | NA | NA |
| Urad | Maharashtra | Jalgoan | Urad Desi | 7000 | 6800 | 6600 | 7100 |
| Urad | Maharashtra | Udgir | Urad Desi | NA | NA | NA | NA |
| Urad | Maharashtra | Akola | Urad Desi | 6800 | 7000 | 6800 | 6800 |
| Urad | Uttar Pradesh | Kanpur | Urad Desi | 6700 | 6800 | 7300 | NA |
| Urad | Telangana | Adilabad | Urad Desi | NA | NA | NA | NA |
| Urad | Telangana | Warangal | Urad Desi | NA | NA | NA | NA |
| Urad | Delhi | Delhi | Urad Desi | 7000 | 7000 | 6900 | 6700 |
| Urad | Karnataka | Gulbarga | Urad FAQ | Closed | 6000 | 6100 | 6700 |
| Urad | Delhi | Delhi | Urad FAQ | 7150 | 7050 | 6950 | 6900 |
| Urad | Tamil Nadu | Chennai | Urad FAQ (Chota Dana) | 6850 | 6725 | 6650 | 6850 |
| Urad | Delhi | Delhi | Urad SQ | 7750 | 7650 | 7650 | 7350 |
| Urad | Tamil Nadu | Chennai | Urad SQ | 7400 | 7275 | 7300 | 7250 |
| Urad | Andhra Pradesh | Vijaywada | Urad (Polish) | 6600 | 6600 | 6700 | NA |
| Urad | Andhra Pradesh | Guntur | Urad (Polish) | NR | NA | NA | NA |
| Urad | Andhra Pradesh | Guntur | Urad (Unpolish) | NR | NA | NA | NA |
| Urad | Andhra Pradesh | Vijaywada | Urad Sada(Bada) | 6400 | 6400 | 6500 | NA |
| Urad | Andhra Pradesh | Guntur | Urad Gota Branded | NR | NA | NA | NA |
| Urad | Madhya Pradesh | Dabra | Urad Kali | NA | NA | NA | NA |
| Urad | Madhya Pradesh | Dabra | Urad Lal | NA | NA | NA | NA |
| Urad | Madhya Pradesh | Dabra | Urad Rangoli | NA | NA | NA | NA |
| Urad | Madhya Pradesh | Bina | Urad (Black and Brown) | NA | NA | NA | NA |
| Urad | Madhya Pradesh | Indore | Urad Dall Mogar (General-Average) | 9500 | 9500 | 9700 | 10400 |

| Pulses | State | Market | Pulses Variety/Origin (Rs in Qtl) | 2-Jun-22 | 26-May-22 | 2-May-22 | 2-Jun-21 |
|--------|----------------|------------|-----------------------------------|----------|-----------|----------|----------|
| Urad | Rajasthan | Bikaner | Urad Dall Split (Average) | 8400 | 8900 | 9300 | NA |
| Urad | Jharkhand | Jamshedpur | Urad Dall Mogar | NR | NA | NA | NA |
| Urad | Karnataka | Gulbarga | Urad Dall Mogar (Local branded) | Closed | 9500 | 9500 | 11500 |
| Urad | Andhra Pradesh | Guntur | Urad Dall (Branded) | NR | NA | NA | NA |

| Pulses | State | Market | Pulses Weekly Arrivals | 2-Jun-22 | 26-May-22 | 2-May-22 | 2-Jun-21 |
|--------|----------------|------------|---|----------|-----------|----------|----------|
| Chana | Delhi | Delhi | Chana Both(MP and Raj. Origin) in Motors/trucks | 12 | 12 | 20 | 10 |
| Chana | Rajasthan | Ramganj | Chana (Both Desi and kantewala) in Qtls. | Closed | NA | 1000 | NA |
| Chana | Madhya Pradesh | Indore | Chana Kantewala/Katawala in Qtls. | 700 | 1000 | 800 | 1000 |
| Chana | Madhya Pradesh | Dewas | Chana Kantewala/Katawala in Qtls. | NR | 1000 | 800 | 500 |
| Chana | Madhya Pradesh | Neemuch | Chana Kantewala/Katawala in Qtls. | 400 | NA | 700 | NA |
| Chana | Madhya Pradesh | Rajgarh | Chana Kantewala/Katawala in Qtls. | NR | NA | NA | NA |
| Chana | Madhya Pradesh | Dabra | Kabuli Chana in Qtls. | NA | NA | NA | NA |
| Chana | Madhya Pradesh | Bhind | Chana Desi in Qtls. | 25 | 30 | 30 | 30 |
| Chana | Madhya Pradesh | Bina | Chana Desi in Qtls. | 1000 | 700 | 1000 | NA |
| Chana | Madhya Pradesh | Dabra | Chana Desi in Qtls. | 500 | 500 | 1500 | 300 |
| Chana | Madhya Pradesh | Dabra | Chana Dall in Qtls. | NA | NA | NA | NA |
| Chana | Madhya Pradesh | Ganjbasoda | Chana Desi in Qtls. | 1500 | 2500 | 3000 | 1000 |
| Chana | Madhya Pradesh | Gwalior | Chana Desi in Qtls. | NR | NA | NA | NA |
| Chana | Madhya Pradesh | Harda | Chana Desi in Qtls. | 1000 | 500 | 500 | 500 |
| Chana | Madhya Pradesh | Morena | Chana Desi in Qtls. | NA | NA | NA | NA |
| Chana | Madhya Pradesh | Pipariya | Chana Desi in Qtls. | 1500 | 2000 | 3500 | 200 |
| Chana | Madhya Pradesh | AsokNagar | Chana Desi in Qtls. | 800 | 500 | 300 | 1200 |
| Chana | Madhya Pradesh | Katni | Chana Desi in Qtls. | 1500 | 2000 | NA | 1000 |

| Pulses | State | Market | Pulses Weekly Arrivals | 2-Jun-22 | 26-May-22 | 2-May-22 | 2-Jun-21 |
|--------|----------------|-------------------|----------------------------------|----------|-----------|----------|----------|
| Chana | Rajasthan | Bundi | Chana Desi in Qtls. | 350 | 655 | 500 | 205 |
| Chana | Rajasthan | Ajmer | Chana Desi in Qtls. | Closed | NA | 1200 | NA |
| Chana | Rajasthan | Alwar | Chana Desi in Qtls. | 500 | 150 | 300 | NA |
| Chana | Rajasthan | Kekri | Chana Desi in Qtls. | 300 | 500 | 500 | NA |
| Chana | Rajasthan | Srigangana gar | Chana Desi in Qtls. | 100 | 200 | 400 | NA |
| Chana | Maharashtra | Amaravati | Chana Desi in Qtls. | 1500 | 1500 | 1500 | 1500 |
| Chana | Maharashtra | Barshi | Chana Desi in Qtls. | 200 | 300 | 700 | 200 |
| Chana | Maharashtra | Jalgoan | Chana Desi in Qtls. | 500 | 500 | 500 | 100 |
| Chana | Uttar Pradesh | Jhansi | Chana Desi in Qtls. | NA | NA | 500 | NA |
| Chana | Andhra Pradesh | Vijaywada | Chana Desi in Qtls. | 200 | 200 | 200 | NA |
| Chana | Maharashtra | Hinganghat | Chana Desi in Qtls. | 5000 | 5000 | 6000 | 5000 |
| Chana | Madhya Pradesh | Ujjain | Chana in Qtls. | 200 | 200 | 300 | 100 |
| Chana | Maharashtra | Amednagar | Chana in Qtls. | 1100 | 1100 | 1300 | 200 |
| Chana | Maharashtra | Akola | Chana in Qtls. | 2000 | 2000 | 1000 | 100 |
| Chana | Maharashtra | Nagpur | Chana in Qtls. | 800 | 1000 | 2000 | 2000 |
| Chana | Karnataka | Sedam | Chana in Qtls. | 100 | 100 | 200 | NA |
| Chana | Chhattisgarh | Raipur | Chana in Qtls. | 300 | 400 | 500 | 100 |
| Chana | Maharashtra | Jalna | Chana Gauran in Qtls. | 600 | 1000 | 1000 | 500 |
| Chana | Maharashtra | Jalna | Chana Pila in Qtls. | 300 | 500 | 500 | 300 |
| Chana | Maharashtra | Latur | Chana Mixed (Mill) in Qtls. | 2000 | 3000 | 5000 | 10000 |
| Chana | Maharashtra | Nanded | Chana Annagiri in Qtls. | 4500 | 600 | 8000 | NA |
| Chana | Maharashtra | Solapur | Chana Annagiri in Qtls. | 200 | 300 | 800 | 200 |
| Chana | Maharashtra | Udgir | Chana Annagiri in Qtls. | 800 | 500 | NA | NA |
| Chana | Karnataka | Gulbarga | Chana Annagiri in Qtls. | Closed | 500 | 1000 | 700 |
| Masur | Uttar Pradesh | Jhansi | Masur in Qtls. | NA | NA | 200 | NA |
| Masur | Bihar | Patna | Masur in Qtls. | NR | NA | NA | NA |
| Masur | Chhattisgarh | Raipur | Masur in Qtls. | 300 | 300 | 500 | 100 |
| Masur | Madhya Pradesh | Gwalior | Masur in Qtls. | NR | NA | NA | NA |
| Masur | Madhya Pradesh | Bina | Masur Kali in Qtls. | 3000 | 3000 | 4000 | NA |
| Masur | Madhya Pradesh | Dabra | Masur Medium in Qtls. | NA | NA | NA | NA |
| Masur | Madhya Pradesh | Rajgarh | Masur Medium in Qtls. | NR | NA | NA | NA |
| Masur | Madhya Pradesh | Indore | Masur Medium (Barik) in Qtls. | 300 | 400 | 500 | 200 |
| Masur | Madhya Pradesh | AsokNagar | Masur Desi in Qtls. | 1000 | 500 | 700 | 300 |

| Pulses | State | Market | Pulses Weekly Arrivals | 2-Jun-22 | 26-May-22 | 2-May-22 | 2-Jun-21 |
|--------|----------------|-------------------|--------------------------|----------|-----------|----------|----------|
| Masur | Madhya Pradesh | Pipariya | Masur Desi in Qtls. | 150 | 200 | 200 | NA |
| Masur | Madhya Pradesh | GanjBasoda | Masur Desi in Qtls. | 5000 | 7000 | 4000 | 1200 |
| Masur | Madhya Pradesh | Vidisha | Masur Desi in Qtls. | 1000 | 1000 | 250 | NA |
| Masur | Madhya Pradesh | Katni | Masur Desi in Qtls. | 700 | 1000 | NA | 10 |
| Masur | Madhya Pradesh | Neemuch | Masur Desi in Qtls. | 20 | NA | 40 | NA |
| Masur | Rajasthan | Bhilwara | Masur Desi in Qtls. | NA | NA | NA | NA |
| Moong | Rajasthan | Ajmer | Moong Desi in Qtls. | Closed | NA | NA | NA |
| Moong | Rajasthan | Merta City | Moong Desi in Qtls. | 200 | 200 | NA | 800 |
| Moong | Maharashtra | Udgir | Moong Desi in Qtls. | NA | NA | NA | NA |
| Moong | Madhya Pradesh | Pipariya | Moong Desi in Qtls. | 1500 | 700 | 500 | 500 |
| Moong | Uttar Pradesh | Hathras | Moong Desi in Qtls. | NA | NA | NA | NA |
| Moong | Rajasthan | Srigangana gar | Moong in Qtls. | NA | NA | NA | NA |
| Moong | Rajasthan | Kekri | Moong in Qtls. | NA | NA | NA | NA |
| Moong | Andhra Pradesh | Vijaywada | Moong in Qtls. | 100 | 100 | 400 | NA |
| Moong | Maharashtra | Akola | Moong in Qtls. | NA | NA | NA | 25 |
| Moong | Maharashtra | Barshi | Moong in Qtls. | 50 | 50 | 50 | 75 |
| Moong | Maharashtra | Latur | Moong in Qtls. | NA | NA | NA | NA |
| Moong | Madhya Pradesh | Harda | Moong in Qtls. | 3000 | 3000 | 400 | 2500 |
| Moong | Maharashtra | Jalgoan | Moong Chamki in Qtls. | NA | NA | NA | NA |
| Moong | Maharashtra | Jalna | Moong Chamki in Qtls. | 50 | 50 | 50 | NA |
| Moong | Karnataka | Gulbarga | Moong Chamki in Qtls. | Closed | 50 | 100 | 100 |
| Moong | Madhya Pradesh | Indore | Moong Chamki in Qtls. | 300 | 300 | 300 | 200 |
| Moong | Maharashtra | Amednagar | Moong (Polish) in Qtls. | 200 | 300 | 300 | 50 |
| Moong | Karnataka | Yadgir | Moong Polish in Qtls. | 30 | 20 | NA | NA |
| Moong | Maharashtra | Jalna | Moong Gauran in Qtls. | NA | NA | NA | NA |
| Moong | Karnataka | Sedam | Moong Green in Qtls. | NA | NA | NA | NA |
| Moong | Karnataka | Gulbarga | Moong FAQ in Qtls. | 20 | 10 | NA | NA |
| Moong | Uttar Pradesh | Kanpur | Moong (UP line) in Qtls. | 200 | 150 | 70 | 400 |
| Moth | Rajasthan | Nokha | Moth in Qtls. | 1200 | 1500 | 3000 | 200 |
| Peas | Madhya Pradesh | Dabra | Peas White in Qtls. | NA | NA | NA | NA |
| Peas | Madhya Pradesh | Harpalpur | Peas White in Qtls. | NR | NA | NA | 100 |

| Pulses | State | Market | Pulses Weekly Arrivals | 2-Jun-22 | 26-May-22 | 2-May-22 | 2-Jun-21 |
|--------|----------------|------------|-----------------------------------|----------|-----------|----------|----------|
| Peas | Uttar Pradesh | Jhansi | Peas White in Qtls. | NA | NA | 1000 | NA |
| Tur | Karnataka | Sedam | Tur Red in Qtls. | 200 | 150 | 200 | NA |
| Tur | Karnataka | Yadgir | Tur Red in Qtls. | 400 | 200 | NA | NA |
| Tur | Uttar Pradesh | Hathras | Tur Red in Qtls. | NA | NA | NA | NA |
| Tur | Maharashtra | Akola | Tur Red in Qtls. | 3500 | 3000 | 1300 | 100 |
| Tur | Maharashtra | Amaravati | Tur Red in Qtls. | 2500 | 4500 | 3000 | 3500 |
| Tur | Maharashtra | Latur | Tur Red in Qtls. | 2000 | 4000 | 4000 | 5000 |
| Tur | Maharashtra | Udgir | Tur Red in Qtls. | 1500 | 1000 | NA | NA |
| Tur | Karnataka | Yadgir | Tur White in Qtls. | NA | NA | NA | NA |
| Tur | Maharashtra | Jalgoan | Tur white in Qtls. | NA | NA | 100 | 100 |
| Tur | Maharashtra | Jalna | Tur White in Qtls. | 300 | 400 | 500 | 300 |
| Tur | Maharashtra | Latur | Tur White in Qtls. | NA | NA | NA | NA |
| Tur | Maharashtra | Jalna | Tur BDM in Qtls. | 100 | 100 | 200 | 200 |
| Tur | Maharashtra | Jalna | Tur Red (Variety-Maruti) in Qtls. | 100 | 100 | 100 | NA |
| Tur | Madhya Pradesh | Indore | Tur Mah. Origin in Qtls. | 300 | 300 | 500 | 500 |
| Tur | Madhya Pradesh | Morena | Tur Desi in Qtls. | NA | NA | NA | NA |
| Tur | Madhya Pradesh | Pipariya | Tur Desi in Qtls. | 1000 | 1500 | 1500 | 200 |
| Tur | Madhya Pradesh | Katni | Tur Desi in Qtls. | 100 | 200 | NA | 20 |
| Tur | Madhya Pradesh | Bhind | Tur in Qtls. | 50 | 50 | 50 | 50 |
| Tur | Madhya Pradesh | Dabra | Tur in Qtls. | NA | NA | NA | NA |
| Tur | Maharashtra | Amednagar | Tur in Qtls. | 700 | 900 | 1000 | 200 |
| Tur | Maharashtra | Barshi | Tur in Qtls. | 300 | 300 | 50 | 300 |
| Tur | Maharashtra | Solapur | Tur in Qtls. | 800 | 600 | 1000 | 600 |
| Tur | Maharashtra | Hinganghat | Tur in Qtls. | 5000 | 5000 | 4000 | NA |
| Tur | Chhattisgarh | Raipur | Tur in Qtls. | 300 | 300 | 500 | 100 |
| Urad | Madhya Pradesh | AsokNagar | Urad Desi in Qtls. | NA | NA | NA | NA |
| Urad | Madhya Pradesh | Neemuch | Urad Desi in Qtls. | 60 | NA | 150 | NA |
| Urad | Maharashtra | Akola | Urad Desi in Qtls. | NA | NA | NA | 25 |
| Urad | Maharashtra | Jalgoan | Urad Desi in Qtls. | NA | NA | NA | NA |
| Urad | Maharashtra | Udgir | Urad Desi in Qtls. | NA | NA | NA | NA |
| Urad | Rajasthan | Bhilwara | Urad Desi in Qtls. | NA | NA | NA | NA |
| Urad | Rajasthan | Ramganj | Urad Desi in Qtls. | Closed | NA | NA | NA |

| Pulses | State | Market | Pulses Weekly Arrivals | 2-Jun-22 | 26-May-22 | 2-May-22 | 2-Jun-21 |
|--------|----------------|------------|-----------------------------|----------|-----------|----------|----------|
| Urad | Madhya Pradesh | Bina | Urad in Qtls. | NA | NA | NA | NA |
| Urad | Madhya Pradesh | Ganjbasoda | Urad in Qtls. | NA | NA | NA | 100 |
| Urad | Madhya Pradesh | Harpalpur | Urad in Qtls. | NR | NA | NA | NA |
| Urad | Madhya Pradesh | Pipariya | Urad in Qtls. | NA | NA | NA | NA |
| Urad | Rajasthan | Bundi | Urad in Qtls. | NA | NA | NA | 2 |
| Urad | Rajasthan | Kekri | Urad in Qtls. | NA | NA | NA | NA |
| Urad | Maharashtra | Amednagar | Urad in Qtls. | 400 | 500 | 500 | 50 |
| Urad | Maharashtra | Barshi | Urad in Qtls. | 300 | 300 | 400 | 300 |
| Urad | Maharashtra | Jalna | Urad in Qtls. | 50 | 50 | 50 | NA |
| Urad | Maharashtra | Latur | Urad in Qtls. | NA | NA | NA | NA |
| Urad | Uttar Pradesh | Jhansi | Urad in Qtls. | NA | NA | NA | NA |
| Urad | Karnataka | Sedam | Urad in Qtls. | NA | NA | NA | NA |
| Urad | Madhya Pradesh | Dabra | Urad Kali in Qtls. | NA | NA | NA | NA |
| Urad | Madhya Pradesh | Dabra | Urad Lal in Qtls. | NA | NA | NA | NA |
| Urad | Madhya Pradesh | Dabra | Urad Rangoli in Qtls. | NA | NA | NA | NA |
| Urad | Madhya Pradesh | Indore | Urad (Mah. origin) in Qtls. | 300 | 300 | 300 | 200 |
| Urad | Karnataka | Gulbarga | Urad FAQ in Qtls. | Closed | 50 | 100 | 50 |
| Urad | Andhra Pradesh | Vijaywada | Urad (Polis) in Qtls. | 10000 | 10000 | 10000 | NA |

| Gram Dal Wholesale Prices (Rs./Qtl.) | | | |
|--------------------------------------|----------|-----------|----------|
| Date | 2-Jun-22 | 26-May-22 | 2-May-22 |
| Centre | Gram Dal | Gram Dal | Gram Dal |
| NORTH ZONE | | | |
| CHANDIGARH | 6500 | 6500 | 6500 |
| DELHI | 5350 | 5450 | 5600 |
| HISAR | 6000 | 6500 | 6500 |
| KARNAL | NR | NR | NR |
| PANCHKULA | 6400 | 6400 | 6500 |
| GURGAON | 6300 | 6300 | NR |
| SHIMLA | 6500 | 6500 | 6500 |

| Gram Dal Wholesale Prices (Rs./Qtl.) | | | |
|--------------------------------------|----------|-----------|----------|
| Date | 2-Jun-22 | 26-May-22 | 2-May-22 |
| Centre | Gram Dal | Gram Dal | Gram Dal |
| MANDI | 6437 | 6437 | 6540 |
| DHARAMSHALA | 6200 | 6200 | 6200 |
| SOLAN | 6000 | 6000 | 6000 |
| UNA | 5850 | 5850 | 6200 |
| SRINAGAR | 7000 | 7000 | 6500 |
| JAMMU | 5900 | 6100 | 6300 |
| POONCH | 6400 | 6400 | 6400 |
| AMRITSAR | 6300 | 6300 | 6000 |
| LUDHIANA | 5800 | 5800 | 5900 |
| BATHINDA | 5700 | 5700 | 5850 |
| LUCKNOW | 6320 | 6340 | 6670 |
| KANPUR | 6300 | 6300 | 6400 |
| VARANASI | 6500 | 6600 | 6500 |
| AGRA | 6500 | 6400 | 6570 |
| JHANSI | 6150 | 6150 | 6150 |
| MEERUT | 7400 | 7760 | 7580 |
| ALLAHABAD | 6380 | 6300 | 6450 |
| GORAKHPUR | 5800 | 5800 | 6000 |
| DEHRADUN | 7100 | 7100 | NR |
| HALDWANI | 6225 | 6220 | 6220 |
| RUDRAPUR | 6500 | 6500 | 6800 |
| HARIDWAR | 7650 | 7600 | 7600 |
| WEST ZONE | | | |
| RAIPUR | 6000 | 6000 | 6000 |
| DURG | 6200 | 6100 | 6450 |
| AMBIKAPUR | 8400 | 8400 | 8400 |
| BILASPUR | 6500 | 6200 | 6200 |
| JAGDALPUR | 6300 | 6300 | 6300 |
| PANAJI | 6700 | 6500 | 6600 |
| AHMEDABAD | 6000 | 6000 | 6000 |
| RAJKOT | 6430 | 6600 | 6400 |
| SURAT | 6600 | 6600 | 6600 |
| BHUJ | 5650 | 5750 | 6100 |
| BHOPAL | 6395 | 6395 | 6395 |
| INDORE | 6660 | 6650 | 6615 |

| Gram Dal Wholesale Prices (Rs./Qtl.) | | | |
|--------------------------------------|----------|-----------|----------|
| Date | 2-Jun-22 | 26-May-22 | 2-May-22 |
| Centre | Gram Dal | Gram Dal | Gram Dal |
| GWALIOR | 6000 | 6200 | 6200 |
| JABALPUR | 6100 | 6200 | 6700 |
| REWA | 5500 | 5500 | 5500 |
| SAGAR | 6025 | 6025 | 6050 |
| JHABUA | 7000 | 7000 | 7000 |
| HOSHANGABAD | 6500 | 7500 | 7500 |
| SHAHDOL | 6000 | 6000 | 5600 |
| UJJAIN | 6250 | 6250 | 6500 |
| MUMBAI | 6100 | 6100 | 6000 |
| NAGPUR | 7000 | 7000 | 7000 |
| PUNE | 5800 | 6000 | 6000 |
| NASHIK | 5900 | 5900 | 6000 |
| JAIPUR | NR | 5900 | 6050 |
| JODHPUR | 5800 | 5800 | NR |
| KOTA | 7900 | 7900 | 7900 |
| UDAIPUR | 6700 | 6700 | 6800 |
| EAST ZONE | | | |
| PATNA | 6000 | 6000 | 6200 |
| BHAGALPUR | 6400 | 6400 | 6800 |
| PURNIA | 5700 | 6000 | 6200 |
| DARBHANGA | 6000 | 6000 | 6100 |
| GAYA | 6200 | 6200 | 6200 |
| MUZZAFARPUR | 6200 | 6300 | 6500 |
| RANCHI | 6000 | 6000 | 6200 |
| BHUBANESHWAR | 6200 | 6200 | 6200 |
| CUTTACK | NR | 6200 | 6200 |
| SAMBALPUR | 5800 | 5800 | 6000 |
| ROURKELA | 6000 | 6000 | 6000 |
| BERHAMPUR | NR | 7000 | 7000 |
| JEYPORE | 6400 | NR | 6500 |
| BALASORE | 6150 | 6200 | 6300 |
| BARIPADA | 6200 | 6000 | 6400 |
| BALANGIR | 6200 | 6200 | 6200 |
| KOLKATA | 5900 | 6000 | 6100 |
| SILIGURI | 7250 | 7250 | 7250 |

| Gram Dal Wholesale Prices (Rs./Qtl.) | | | |
|--------------------------------------|----------|-----------|----------|
| Date | 2-Jun-22 | 26-May-22 | 2-May-22 |
| Centre | Gram Dal | Gram Dal | Gram Dal |
| PURULIA | 7100 | 7100 | NR |
| KHARAGPUR | 7200 | NR | 7200 |
| RAMPURHAT | 7050 | 7050 | 7050 |
| MALDA | 7800 | 7800 | 7800 |
| RAIGANJ | 8000 | 8000 | 8000 |
| NORTH EAST ZONE | | | |
| PORT BLAIR | 7300 | 8000 | 7300 |
| MAYABUNDER | 8000 | 6800 | 7800 |
| ITANAGAR | 6800 | 6200 | 7000 |
| GUWAHATI | 6000 | NR | 6200 |
| IMPHAL | NR | 6600 | NR |
| SHILLONG | 6300 | 7200 | 6600 |
| TURA | 6800 | 7200 | 7200 |
| JOWAI | 7200 | 7000 | 7200 |
| AIZAWL | 7000 | 7500 | 7000 |
| DIMAPUR | 7500 | 9000 | 7500 |
| GANGTOK | 7500 | 7500 | 8000 |
| AGARTALA | 6500 | 6500 | 6500 |
| SOUTH ZONE | | | |
| VIJAYWADA | 6075 | 6075 | 6190 |
| VISAKHAPATNAM | 6200 | 6200 | 6300 |
| KURNOOL | 6000 | 6000 | 6000 |
| TIRUPATHI | 6300 | 6300 | 6300 |
| BENGALURU | 5600 | 5600 | 5950 |
| DHARWAD | 6500 | 6500 | 6500 |
| MANGALORE | 5500 | 5500 | 5800 |
| MYSORE | 7800 | 7800 | 7800 |
| T.PURAM | 6600 | 6800 | NR |
| ERNAKULAM | 6900 | 7000 | NR |
| KOZHIKODE | 6500 | 6500 | NR |
| THRISSUR | 6300 | 6300 | NR |
| PALAKKAD | 6800 | 6800 | NR |
| WAYANAD | 6800 | 6800 | NR |
| PUDUCHERRY | 6300 | NR | 6800 |
| CHENNAI | 5900 | 5900 | 6400 |

| Gram Dal Wholesale Prices (Rs./Qtl.) | | | |
|--------------------------------------|----------|-----------|----------|
| Date | 2-Jun-22 | 26-May-22 | 2-May-22 |
| Centre | Gram Dal | Gram Dal | Gram Dal |
| DINDIGUL | 6700 | 6850 | 6850 |
| THIRUCHIRAPALLI | 6500 | 6500 | 6700 |
| COIMBATORE | 7100 | 7100 | 6900 |
| TIRUNELVELI | 6300 | 6300 | 6500 |
| CUDDALORE | 6800 | 6800 | 7100 |
| DHARMAPURI | 6200 | 6200 | 6300 |
| VELLORE | 6000 | 6000 | 6000 |
| RAMANATHAPURAM | 6000 | 6100 | 6400 |
| HYDERABAD | 6200 | 6200 | 6200 |
| KARIMNAGAR | NR | 6200 | 6200 |
| WARANGAL | NR | 7300 | 7300 |
| ADILABAD | 6600 | 6600 | 6500 |
| SURYAPET | 6200 | 6200 | 6200 |
| JADCHERLA | 7000 | 7000 | 7000 |

| Tur Arhar Wholesale Prices (Rs./Qtl.) | | | |
|---------------------------------------|----------------|----------------|----------------|
| Date | 2-Jun-22 | 26-May-22 | 2-May-22 |
| Centre | Tur/ Arhar Dal | Tur/ Arhar Dal | Tur/ Arhar Dal |
| NORTH ZONE | | | |
| CHANDIGARH | 9800 | 9800 | 9800 |
| DELHI | 8000 | 8100 | 8200 |
| HISAR | 8700 | 9200 | 9200 |
| KARNAL | NR | NR | NR |
| PANCHKULA | 9000 | 9000 | 9000 |
| GURGAON | 9300 | 9300 | NR |
| SHIMLA | 9660 | 9660 | 9350 |
| MANDI | 9950 | 9794 | 9900 |
| DHARAMSHALA | 10300 | 10300 | 10100 |
| SOLAN | 9500 | 9500 | 9500 |
| UNA | 8750 | 8750 | 8900 |
| SRINAGAR | 9500 | 10000 | 11000 |
| JAMMU | 9400 | 9600 | 9700 |
| POONCH | 10200 | 10200 | 10200 |

| Tur Arhar Wholesale Prices (Rs./Qtl.) | | | |
|---------------------------------------|----------------|----------------|----------------|
| Date | 2-Jun-22 | 26-May-22 | 2-May-22 |
| Centre | Tur/ Arhar Dal | Tur/ Arhar Dal | Tur/ Arhar Dal |
| AMRITSAR | 10000 | 10000 | 9500 |
| LUDHIANA | 8700 | 8600 | 8600 |
| BATHINDA | 8800 | 8900 | 8900 |
| LUCKNOW | 9000 | 9020 | 9100 |
| KANPUR | 9300 | 9300 | 9400 |
| VARANASI | 9300 | 9400 | 9400 |
| AGRA | 9550 | 9500 | 9620 |
| JHANSI | 9300 | 9300 | 9300 |
| MEERUT | 10800 | 10200 | 10200 |
| ALLAHABAD | 9170 | 9100 | 9100 |
| GORAKHPUR | 8500 | 9000 | 9000 |
| DEHRADUN | 9900 | 9900 | NR |
| HALDWANI | 8250 | 8250 | 8250 |
| RUDRAPUR | 9400 | 9400 | 9600 |
| HARIDWAR | 9800 | 9800 | 9900 |
| WEST ZONE | | | |
| RAIPUR | 8800 | 8800 | 8700 |
| DURG | 9000 | 9100 | 9000 |
| AMBIKAPUR | 9700 | 9700 | 9400 |
| BILASPUR | 9600 | 9000 | 9000 |
| JAGDALPUR | 6600 | 6600 | 6600 |
| PANAJI | 9650 | 9650 | 9750 |
| AHMEDABAD | 9100 | 9100 | 9100 |
| RAJKOT | 10330 | 10330 | 10130 |
| SURAT | 9600 | 9600 | 9600 |
| BHUJ | 8000 | 8000 | 8300 |
| BHOPAL | 8830 | 8830 | 8715 |
| INDORE | 9220 | 9200 | 9125 |
| GWALIOR | 9500 | 9500 | 9700 |
| JABALPUR | 9000 | 9100 | 9700 |
| REWA | 9050 | 9050 | 9050 |
| SAGAR | 9325 | 9325 | 9425 |
| JHABUA | 10000 | 10000 | 10000 |
| HOSHANGABAD | 9000 | 9700 | 9700 |
| SHAHDOL | 8500 | 8500 | 9000 |

| Tur Arhar Wholesale Prices (Rs./Qtl.) | | | |
|---------------------------------------|----------------|----------------|----------------|
| Date | 2-Jun-22 | 26-May-22 | 2-May-22 |
| Centre | Tur/ Arhar Dal | Tur/ Arhar Dal | Tur/ Arhar Dal |
| UJJAIN | 9500 | 9500 | 9000 |
| MUMBAI | 9000 | 9000 | 9000 |
| NAGPUR | 9600 | 9600 | 9600 |
| PUNE | 8800 | 9000 | 9100 |
| NASHIK | 8200 | 8300 | 8500 |
| JAIPUR | NR | 9200 | 9300 |
| JODHPUR | 9000 | 8500 | NR |
| KOTA | 7700 | 7700 | 7700 |
| UDAIPUR | 9050 | 9050 | 9050 |
| EAST ZONE | | | |
| PATNA | 8600 | 8600 | 8700 |
| BHAGALPUR | 9300 | 9300 | 9800 |
| PURNIA | 8800 | 9100 | 9200 |
| DARBHANGA | 8100 | 8100 | 8200 |
| GAYA | 9300 | 9300 | 9300 |
| MUZZAFARPUR | 8800 | 8900 | 9100 |
| RANCHI | 8800 | 8800 | 9000 |
| BHUBANESHWAR | 9300 | 9300 | 9300 |
| CUTTACK | NR | 9000 | 9200 |
| SAMBALPUR | 9000 | 9000 | 9200 |
| ROURKELA | 9000 | 9000 | 9200 |
| BERHAMPUR | NR | 9167 | 9167 |
| JEYPORE | 8000 | NR | 8000 |
| BALASORE | 9500 | 9600 | 9800 |
| BARIPADA | 8800 | 9000 | 9000 |
| BALANGIR | 9500 | 9500 | 9500 |
| KOLKATA | 8700 | 8700 | 9000 |
| SILIGURI | 7890 | 7890 | 7890 |
| PURULIA | 10000 | 10000 | NR |
| KHARAGPUR | 8500 | NR | 8500 |
| RAMPURHAT | 10050 | 10050 | 10050 |
| MALDA | 11500 | 11500 | 11500 |
| RAIGANJ | 11000 | 11000 | 11000 |
| NORTH EAST ZONE | | | |
| PORT BLAIR | 9900 | 10200 | 10200 |

| Tur Arhar Wholesale Prices (Rs./Qtl.) | | | |
|---------------------------------------|----------------|----------------|----------------|
| Date | 2-Jun-22 | 26-May-22 | 2-May-22 |
| Centre | Tur/ Arhar Dal | Tur/ Arhar Dal | Tur/ Arhar Dal |
| MAYABUNDER | 10200 | 10800 | 10800 |
| ITANAGAR | 10800 | 8800 | 8400 |
| GUWAHATI | 8800 | 10000 | 9000 |
| IMPHAL | 10000 | 8500 | 11000 |
| SHILLONG | 8500 | NR | 8500 |
| TURA | 10500 | 9600 | NR |
| JOWAI | 9200 | 10400 | 9600 |
| AIZAWL | 10400 | 9600 | 10400 |
| DIMAPUR | 9600 | NR | 9700 |
| GANGTOK | 11000 | 11000 | 11000 |
| AGARTALA | 10300 | 10300 | 10300 |
| SOUTH ZONE | | | |
| VIJAYWADA | 8550 | 8550 | 8550 |
| VISAKHAPATNAM | 9600 | 9600 | 8900 |
| KURNOOL | 9000 | 9000 | 9000 |
| TIRUPATHI | 9200 | 9200 | 9200 |
| BENGALURU | 8800 | 8800 | 8200 |
| DHARWAD | 9700 | 9700 | 9700 |
| MANGALORE | 8500 | 8500 | 9000 |
| MYSORE | 9000 | 9000 | 9500 |
| T.PURAM | 9900 | 9800 | NR |
| ERNAKULAM | 10000 | 10000 | NR |
| KOZHIKODE | 9500 | 9500 | NR |
| THRISSUR | 8400 | 8400 | NR |
| PALAKKAD | 9400 | 9400 | NR |
| WAYANAD | 9600 | 9600 | NR |
| PUDUCHERRY | 9900 | NR | 10300 |
| CHENNAI | 8700 | 8400 | 8800 |
| DINDIGUL | 9400 | 9800 | 9800 |
| THIRUCHIRAPALLI | 10100 | 10100 | 10200 |
| COIMBATORE | 9800 | 9800 | 9800 |
| TIRUNELVELI | 9200 | 9200 | 9400 |
| CUDDALORE | 10700 | 10700 | 10700 |
| DHARMAPURI | 9450 | 9450 | 9500 |
| VELLORE | 9500 | 9500 | 9000 |

| Tur Arhar Wholesale Prices (Rs./Qtl.) | | | |
|---------------------------------------|----------------|----------------|----------------|
| Date | 2-Jun-22 | 26-May-22 | 2-May-22 |
| Centre | Tur/ Arhar Dal | Tur/ Arhar Dal | Tur/ Arhar Dal |
| RAMANATHAPURAM | 10000 | 9800 | 9800 |
| HYDERABAD | 9000 | 9000 | 8000 |
| KARIMNAGAR | NR | 9200 | 9200 |
| WARANGAL | NR | 9400 | 9400 |
| ADILABAD | 9800 | 9800 | 9700 |
| SURYAPET | 9000 | 9000 | 9000 |
| JADCHERLA | 9400 | 9400 | 9400 |

| Urad Dal Wholesale Prices (Rs./Qtl.) | | | |
|--------------------------------------|----------|-----------|----------|
| Date | 2-Jun-22 | 26-May-22 | 2-May-22 |
| Centre | Urad Dal | Urad Dal | Urad Dal |
| NORTH ZONE | | | |
| CHANDIGARH | 10300 | 10300 | 10300 |
| DELHI | 9700 | 9800 | 9900 |
| HISAR | 8400 | 8700 | 8500 |
| KARNAL | NR | NR | NR |
| PANCHKULA | 9000 | 9000 | 8700 |
| GURGAON | 8300 | 8300 | NR |
| SHIMLA | 9550 | 9550 | 9580 |
| MANDI | 9300 | 9466 | 9600 |
| DHARAMSHALA | 9300 | 9300 | 9200 |
| SOLAN | 9700 | 9700 | 9300 |
| UNA | 8950 | 8950 | 9050 |
| SRINAGAR | 9500 | 9500 | 9000 |
| JAMMU | 9600 | 9600 | 9600 |
| POONCH | 10000 | 10000 | 10000 |
| AMRITSAR | 9700 | 9700 | 9000 |
| LUDHIANA | 9200 | 9000 | 9200 |
| BATHINDA | 9100 | 9100 | 9100 |
| LUCKNOW | 8950 | 8910 | 8980 |
| KANPUR | 9600 | 9700 | 9600 |
| VARANASI | 8800 | 9000 | 9000 |
| AGRA | 9260 | 9200 | 9260 |

| Urad Dal Wholesale Prices (Rs./Qtl.) | | | |
|--------------------------------------|----------|-----------|----------|
| Date | 2-Jun-22 | 26-May-22 | 2-May-22 |
| Centre | Urad Dal | Urad Dal | Urad Dal |
| JHANSI | 8250 | 8250 | 8250 |
| MEERUT | 10950 | 10970 | 11000 |
| ALLAHABAD | 9550 | 9500 | 9500 |
| GORAKHPUR | 9000 | 10000 | 10000 |
| DEHRADUN | 9900 | 9900 | NR |
| HALDWANI | 9700 | 9700 | 9800 |
| RUDRAPUR | 9600 | 9600 | 9100 |
| HARIDWAR | 10000 | 10000 | 10400 |
| WEST ZONE | | | |
| RAIPUR | 9400 | 9400 | 9300 |
| DURG | 9000 | 9050 | 9000 |
| AMBIKAPUR | 9500 | 9500 | 9500 |
| BILASPUR | 9200 | 8500 | 8500 |
| JAGDALPUR | 8500 | 8500 | 8500 |
| PANAJI | 9850 | 9750 | 10000 |
| AHMEDABAD | 8900 | 8900 | 8900 |
| RAJKOT | 8560 | 8765 | 8965 |
| SURAT | 9500 | 9500 | 9500 |
| BHUJ | 8700 | 8700 | 9500 |
| BHOPAL | 8840 | 8840 | 8780 |
| INDORE | 8870 | 8855 | 8835 |
| GWALIOR | 7800 | 7200 | 7200 |
| JABALPUR | 8900 | 9000 | 8900 |
| REWA | 7200 | 7200 | 7200 |
| SAGAR | 9050 | 9030 | 9025 |
| JHABUA | 9500 | 9500 | 9500 |
| HOSHANGABAD | 8900 | 9300 | 9300 |
| SHAHDOL | 7400 | 8000 | 8600 |
| UJJAIN | 9100 | 9000 | 8800 |
| MUMBAI | 9400 | 9500 | 9500 |
| NAGPUR | 10500 | 10500 | 10500 |
| PUNE | 8700 | 9400 | 9100 |
| NASHIK | 8300 | 8600 | 8800 |
| JAIPUR | NR | 9200 | 9500 |
| JODHPUR | 9000 | 8600 | NR |

| Urad Dal Wholesale Prices (Rs./Qtl.) | | | |
|--------------------------------------|----------|-----------|----------|
| Date | 2-Jun-22 | 26-May-22 | 2-May-22 |
| Centre | Urad Dal | Urad Dal | Urad Dal |
| KOTA | 7680 | 7680 | 7680 |
| UDAIPUR | 8650 | 8650 | 8650 |
| EAST ZONE | | | |
| PATNA | 8800 | 8800 | 8800 |
| BHAGALPUR | 9000 | 9000 | 9600 |
| PURNIA | 9400 | 9400 | 9400 |
| DARBHANGA | 9000 | 9800 | 9200 |
| GAYA | 9000 | 9000 | 9000 |
| MUZZAFARPUR | 9600 | 9400 | 9300 |
| RANCHI | 8200 | 8200 | 8600 |
| BHUBANESHWAR | 9700 | 9700 | 9400 |
| CUTTACK | NR | 9000 | 9300 |
| SAMBALPUR | 8000 | 8200 | 8500 |
| ROURKELA | 8600 | 8600 | 8600 |
| BERHAMPUR | NR | 10467 | 10467 |
| JEYPORE | 9200 | NR | 9400 |
| BALASORE | 8500 | 8500 | 8650 |
| BARIPADA | 8300 | 8400 | 8500 |
| BALANGIR | 9100 | 9100 | 9100 |
| KOLKATA | 7600 | 7500 | 7700 |
| SILIGURI | 8590 | 8590 | 8590 |
| PURULIA | 9900 | 9900 | NR |
| KHARAGPUR | 9000 | NR | 9000 |
| RAMPURHAT | 9200 | 9200 | 9200 |
| MALDA | 9500 | 9500 | 9500 |
| RAIGANJ | 11800 | 11800 | 11800 |
| NORTH EAST ZONE | | | |
| PORT BLAIR | 10800 | 13000 | 10800 |
| MAYABUNDER | NR | 9800 | 13200 |
| ITANAGAR | 9800 | 8300 | 9800 |
| GUWAHATI | 8000 | 11000 | 8300 |
| IMPHAL | 11000 | 9600 | 11000 |
| SHILLONG | 9300 | NR | 9600 |
| TURA | NR | 11000 | NR |
| JOWAI | 10500 | 10000 | 10500 |

| Urad Dal Wholesale Prices (Rs./Qtl.) | | | |
|--------------------------------------|----------|-----------|----------|
| Date | 2-Jun-22 | 26-May-22 | 2-May-22 |
| Centre | Urad Dal | Urad Dal | Urad Dal |
| AIZAWL | 10000 | 8700 | 10000 |
| DIMAPUR | 8700 | NR | 9000 |
| GANGTOK | 11500 | 11500 | 11500 |
| AGARTALA | 9500 | 9500 | 9500 |
| SOUTH ZONE | | | |
| VIJAYWADA | 9200 | 9400 | 9500 |
| VISAKHAPATNAM | 9600 | 9600 | 8900 |
| KURNOOL | 9000 | 9000 | 9000 |
| TIRUPATHI | 9000 | 9000 | 9000 |
| BENGALURU | 8500 | 8500 | 8200 |
| DHARWAD | 10200 | 10200 | 10200 |
| MANGALORE | 8800 | 8800 | 9500 |
| MYSORE | 8900 | 8900 | 8900 |
| T.PURAM | 10000 | 10000 | NR |
| ERNAKULAM | 9800 | 9800 | NR |
| KOZHIKODE | 9700 | 9700 | NR |
| THRISSUR | 8800 | 8800 | NR |
| PALAKKAD | 10200 | 10200 | NR |
| WAYANAD | 10600 | 10600 | NR |
| PUDUCHERRY | 10000 | NR | 10500 |
| CHENNAI | 9400 | 9300 | 9400 |
| DINDIGUL | 9900 | 9900 | 9900 |
| THIRUCHIRAPALLI | 10200 | 10200 | 10100 |
| COIMBATORE | 9700 | 10300 | 10300 |
| TIRUNELVELI | 10000 | 10000 | 10000 |
| CUDDALORE | 10600 | 10600 | 10600 |
| DHARMAPURI | 9200 | 9200 | 9700 |
| VELLORE | 9800 | 9000 | 8700 |
| RAMANATHAPURAM | 10300 | 10000 | 10600 |
| HYDERABAD | 9600 | 9600 | 9600 |
| KARIMNAGAR | NR | 10000 | 10000 |
| WARANGAL | NR | 10200 | 10200 |
| ADILABAD | 9800 | 9800 | 9700 |
| SURYAPET | 9500 | 9500 | 9500 |
| JADCHERLA | 10800 | 10800 | 10800 |

| Moong Dal Wholesale Prices (Rs./Qtl.) | | | |
|---------------------------------------|-----------|-----------|-----------|
| Date | 2-Jun-22 | 26-May-22 | 2-May-22 |
| Centre | Moong Dal | Moong Dal | Moong Dal |
| NORTH ZONE | | | |
| CHANDIGARH | 10250 | 10250 | 10250 |
| DELHI | 8200 | 8700 | 8900 |
| HISAR | 8400 | 8700 | 8800 |
| KARNAL | NR | NR | NR |
| PANCHKULA | 9000 | 9000 | 9000 |
| GURGAON | 8600 | 8600 | NR |
| SHIMLA | 9590 | 9590 | 9630 |
| MANDI | 9420 | 9600 | 9950 |
| DHARAMSHALA | 8700 | 8700 | 8700 |
| SOLAN | 9200 | 9200 | 8600 |
| UNA | 9150 | 9150 | 9500 |
| SRINAGAR | 9000 | 10000 | 9500 |
| JAMMU | 8800 | 9000 | 9200 |
| POONCH | 9400 | 9400 | 9400 |
| AMRITSAR | 9700 | 9700 | 9500 |
| LUDHIANA | 8400 | 8400 | 8500 |
| BATHINDA | 8450 | 8550 | 8600 |
| LUCKNOW | 8840 | 8800 | 8890 |
| KANPUR | 8400 | 8400 | 8400 |
| VARANASI | 9000 | 9300 | 9300 |
| AGRA | 9130 | 9130 | 9080 |
| JHANSI | 8600 | 8600 | 8600 |
| MEERUT | 10810 | 9940 | 9810 |
| ALLAHABAD | 9250 | 9250 | 9200 |
| GORAKHPUR | 9500 | 10000 | 10000 |
| DEHRADUN | 9500 | 9700 | NR |
| HALDWANI | 9400 | 9400 | 9400 |
| RUDRAPUR | 9500 | 9500 | 9600 |
| HARIDWAR | 9900 | 9900 | 10100 |
| WEST ZONE | | | |
| RAIPUR | 9800 | NR | NR |
| DURG | 9200 | 9200 | 9500 |
| AMBIKAPUR | 9500 | 9500 | 9500 |

| Moong Dal Wholesale Prices (Rs./Qtl.) | | | |
|---------------------------------------|-----------|-----------|-----------|
| Date | 2-Jun-22 | 26-May-22 | 2-May-22 |
| Centre | Moong Dal | Moong Dal | Moong Dal |
| BILASPUR | 9508 | 9000 | 9000 |
| JAGDALPUR | 8800 | 8800 | 8800 |
| PANAJI | 9700 | 9700 | 9600 |
| AHMEDABAD | 8400 | 8400 | 8400 |
| RAJKOT | 8700 | 8700 | 8370 |
| SURAT | 8000 | 8000 | 8000 |
| BHUJ | 7300 | 7650 | 8300 |
| BHOPAL | 8845 | 8845 | 8710 |
| INDORE | 8870 | 8860 | 8820 |
| GWALIOR | 8800 | 9300 | 9300 |
| JABALPUR | 8600 | 8800 | 8800 |
| REWA | 7250 | 7250 | 7250 |
| SAGAR | 9230 | 9225 | 9240 |
| JHABUA | 9000 | 9000 | 9000 |
| HOSHANGABAD | 8400 | 9000 | 9000 |
| SHAHNOL | 9100 | 9100 | 8900 |
| UJJAIN | 9150 | 9050 | 8700 |
| MUMBAI | 10100 | 10000 | 9800 |
| NAGPUR | 9200 | 9200 | 9200 |
| PUNE | 9400 | 9300 | 9500 |
| NASHIK | 8800 | 9000 | 9200 |
| JAIPUR | NR | 8500 | 8800 |
| JODHPUR | 8000 | 8000 | NR |
| KOTA | 8100 | 8100 | 8100 |
| UDAIPUR | 8700 | 8700 | 8800 |
| EAST ZONE | | | |
| PATNA | 9000 | 9000 | 9200 |
| BHAGALPUR | 9200 | 9200 | 9900 |
| PURNIA | 9200 | 9200 | 9000 |
| DARBHANGA | 9000 | 9000 | 9100 |
| GAYA | 8800 | 8800 | 8800 |
| MUZZAFARPUR | 9400 | 9100 | 9100 |
| RANCHI | 8800 | 8800 | 9000 |
| BHUBANESHWAR | 9800 | 9800 | 9800 |
| CUTTACK | NR | 8800 | 9200 |

| Moong Dal Wholesale Prices (Rs./Qtl.) | | | |
|---------------------------------------|-----------|-----------|-----------|
| Date | 2-Jun-22 | 26-May-22 | 2-May-22 |
| Centre | Moong Dal | Moong Dal | Moong Dal |
| SAMBALPUR | 8800 | 9000 | 9200 |
| ROURKELA | 8700 | 8700 | 8700 |
| BERHAMPUR | NR | 9500 | 9500 |
| JEYPORE | 9000 | NR | 9800 |
| BALASORE | 9400 | 9500 | 9800 |
| BARIPADA | 8500 | 8600 | 9000 |
| BALANGIR | 9400 | 9400 | 9000 |
| KOLKATA | 8300 | 8400 | 8900 |
| SILIGURI | 8890 | 8890 | 8890 |
| PURULIA | 9800 | 9800 | NR |
| KHARAGPUR | 10500 | NR | 10500 |
| RAMPURHAT | 11500 | 11500 | 11500 |
| MALDA | 10500 | 10500 | 10500 |
| RAIGANJ | 11000 | 11000 | 11000 |
| NORTH EAST ZONE | | | |
| PORT BLAIR | 10500 | 11000 | 10700 |
| MAYABUNDER | 11000 | 9800 | 11700 |
| ITANAGAR | 9800 | 8800 | 9400 |
| GUWAHATI | 8800 | 11000 | 9000 |
| IMPHAL | 11000 | 9700 | 10000 |
| SHILLONG | 9500 | 9800 | 9700 |
| TURA | 9500 | 11000 | 9800 |
| JOWAI | 11000 | 11000 | 11000 |
| AIZAWL | 11000 | 9700 | 11000 |
| DIMAPUR | 9700 | NR | 9600 |
| GANGTOK | 11000 | 11000 | 11000 |
| AGARTALA | 9900 | 9900 | 9000 |
| SOUTH ZONE | | | |
| VIJAYWADA | 9400 | 9500 | 9600 |
| VISAKHAPATNAM | 9900 | 9900 | 9300 |
| KURNOOL | 9300 | 9300 | 9300 |
| TIRUPATHI | 9400 | 9400 | 9400 |
| BENGALURU | 8800 | 8800 | 9000 |
| DHARWAD | 9300 | 9300 | 9300 |
| MANGALORE | 9200 | 9200 | 8600 |

| Moong Dal Wholesale Prices (Rs./Qtl.) | | | |
|---------------------------------------|-----------|-----------|-----------|
| Date | 2-Jun-22 | 26-May-22 | 2-May-22 |
| Centre | Moong Dal | Moong Dal | Moong Dal |
| MYSORE | 9000 | 9000 | 9000 |
| T.PURAM | 9900 | 9900 | NR |
| ERNAKULAM | 10000 | 10400 | NR |
| KOZHIKODE | 10000 | 10000 | NR |
| THRISSUR | 10000 | 10000 | NR |
| PALAKKAD | 9500 | 9500 | NR |
| WAYANAD | 10500 | 10500 | NR |
| PUDUCHERRY | 9300 | NR | 9400 |
| CHENNAI | 9200 | 9000 | 9100 |
| DINDIGUL | 8600 | 8600 | 8600 |
| THIRUCHIRAPALLI | 9400 | 9400 | 9600 |
| COIMBATORE | 9600 | 9800 | 9400 |
| TIRUNELVELI | 9200 | 9200 | 9400 |
| CUDDALORE | 9800 | 9800 | 10000 |
| DHARMAPURI | 9300 | 9300 | 9300 |
| VELLORE | 9000 | 9000 | 9000 |
| RAMANATHAPURAM | 9700 | 9700 | 9700 |
| HYDERABAD | 9200 | 9200 | 9200 |
| KARIMNAGAR | NR | 9100 | 9100 |
| WARANGAL | NR | 9400 | 9400 |
| ADILABAD | 9800 | 9800 | 9600 |
| SURYAPET | 9600 | 9600 | 9600 |
| JADCHERLA | 9500 | 9500 | 9500 |

| Masoor Dal Wholesale Prices (Rs./Qtl.) | | | |
|--|------------|------------|------------|
| Date | 2-Jun-22 | 26-May-22 | 2-May-22 |
| Centre | Masoor Dal | Masoor Dal | Masoor Dal |
| NORTH ZONE | | | |
| CHANDIGARH | 8400 | 8400 | 8400 |
| DELHI | 8500 | 8500 | 8700 |
| HISAR | 8500 | 8500 | 8500 |
| KARNAL | NR | NR | NR |
| PANCHKULA | 8000 | 8000 | 8000 |

| Masoor Dal Wholesale Prices (Rs./Qtl.) | | | |
|--|------------|------------|------------|
| Date | 2-Jun-22 | 26-May-22 | 2-May-22 |
| Centre | Masoor Dal | Masoor Dal | Masoor Dal |
| GURGAON | 8300 | 8300 | NR |
| SHIMLA | 9580 | 9580 | 9300 |
| MANDI | 8960 | 9100 | 9400 |
| DHARAMSHALA | 8600 | 8600 | 8600 |
| SOLAN | 9000 | 9000 | 8700 |
| UNA | 8600 | 8600 | 9000 |
| SRINAGAR | 9000 | 9500 | 9000 |
| JAMMU | 8700 | 8700 | 8700 |
| POONCH | 9450 | 9450 | 9450 |
| AMRITSAR | 10300 | 10300 | 9500 |
| LUDHIANA | 8300 | 8300 | 8300 |
| BATHINDA | 8200 | 8250 | 8300 |
| LUCKNOW | 8330 | 8720 | 8740 |
| KANPUR | 8500 | 8500 | 8500 |
| VARANASI | 8100 | 8200 | 8100 |
| AGRA | 9020 | 9010 | 9020 |
| JHANSI | 8300 | 8300 | 8300 |
| MEERUT | 9200 | 8910 | 8910 |
| ALLAHABAD | 7950 | 7900 | 7950 |
| GORAKHPUR | 8800 | 8800 | 8000 |
| DEHRADUN | 8200 | 8200 | NR |
| HALDWANI | 8500 | 8500 | 8500 |
| RUDRAPUR | 9500 | 9500 | 9500 |
| HARIDWAR | 8400 | 8400 | 8500 |
| WEST ZONE | | | |
| RAIPUR | 9000 | 9000 | 8900 |
| DURG | 8200 | 8300 | 8400 |
| AMBIKAPUR | 9100 | 9100 | 9100 |
| BILASPUR | 9000 | 8200 | 8200 |
| JAGDALPUR | 8000 | 8000 | 8000 |
| PANAJI | 9100 | 8600 | 9100 |
| AHMEDABAD | 8800 | 8800 | 8800 |
| RAJKOT | 9300 | 9430 | 8430 |
| SURAT | 7500 | 7500 | 7500 |
| BHUJ | 8400 | 8600 | 8850 |

| Masoor Dal Wholesale Prices (Rs./Qtl.) | | | |
|--|------------|------------|------------|
| Date | 2-Jun-22 | 26-May-22 | 2-May-22 |
| Centre | Masoor Dal | Masoor Dal | Masoor Dal |
| BHOPAL | 8790 | 8790 | 8790 |
| INDORE | 8880 | 8870 | 8860 |
| GWALIOR | 7600 | 7600 | 7600 |
| JABALPUR | 7400 | 7400 | 7900 |
| REWA | 6450 | 6450 | 6450 |
| SAGAR | 8850 | 8820 | 8850 |
| JHABUA | 9500 | 9500 | 9500 |
| HOSHANGABAD | 6500 | 6500 | 6500 |
| SHAHNOL | 8200 | 8200 | 8500 |
| UJJAIN | 8650 | 8500 | 8200 |
| MUMBAI | 8300 | 8400 | 8400 |
| NAGPUR | 9000 | 9000 | 9000 |
| PUNE | 8800 | NR | 8800 |
| NASHIK | 8200 | 8400 | 8400 |
| JAIPUR | NR | 8300 | 8450 |
| JODHPUR | 8000 | 8000 | NR |
| KOTA | 7720 | 7720 | 7720 |
| UDAIPUR | 8600 | 8600 | 8700 |
| EAST ZONE | | | |
| PATNA | 8100 | 8100 | 8300 |
| BHAGALPUR | 8400 | 8400 | 8400 |
| PURNIA | 8000 | 8200 | 8500 |
| DARBHANGA | 8100 | 7800 | 8200 |
| GAYA | 8300 | 8300 | 8300 |
| MUZZAFARPUR | 8300 | 8200 | 8600 |
| RANCHI | 8400 | 8400 | 8200 |
| BHUBANESHWAR | 9700 | 9700 | 9400 |
| CUTTACK | NR | 8300 | 8300 |
| SAMBALPUR | 8000 | 8000 | 8000 |
| ROURKELA | 8400 | 8400 | 8400 |
| BERHAMPUR | NR | 9500 | 9500 |
| JEYPORE | 8200 | NR | 8200 |
| BALASORE | 8500 | 8500 | 8850 |
| BARIPADA | 8000 | 8000 | 8200 |
| BALANGIR | 7900 | 7900 | 8600 |

| Masoor Dal Wholesale Prices (Rs./Qtl.) | | | |
|--|------------|------------|------------|
| Date | 2-Jun-22 | 26-May-22 | 2-May-22 |
| Centre | Masoor Dal | Masoor Dal | Masoor Dal |
| KOLKATA | 7900 | 7800 | 7800 |
| SILIGURI | 8850 | 8850 | 8850 |
| PURULIA | 9800 | 9800 | NR |
| KHARAGPUR | 9500 | NR | 9500 |
| RAMPURHAT | 9850 | 9850 | 9850 |
| MALDA | 10000 | 10000 | 10000 |
| RAIGANJ | 10500 | 10500 | 10500 |
| NORTH EAST ZONE | | | |
| PORT BLAIR | 9500 | 10000 | 9400 |
| MAYABUNDER | 10000 | 9000 | 10700 |
| ITANAGAR | 9000 | 8300 | 9000 |
| GUWAHATI | 8300 | 9000 | 8400 |
| IMPHAL | 9000 | 9000 | 9500 |
| SHILLONG | 8600 | 9050 | 9000 |
| TURA | 9000 | 8700 | 9150 |
| JOWAI | 8700 | 10000 | 9000 |
| AIZAWL | 10000 | 8900 | 10000 |
| DIMAPUR | 8900 | 9700 | 9000 |
| GANGTOK | 9534 | 9534 | 10033 |
| AGARTALA | 10200 | 10200 | 9800 |
| SOUTH ZONE | | | |
| VIJAYWADA | 8800 | 8800 | 8500 |
| VISAKHAPATNAM | 8300 | 8300 | 8500 |
| KURNOOL | 9400 | 9400 | 9400 |
| TIRUPATHI | 8200 | 8200 | 8200 |
| BENGALURU | 8000 | 8500 | 8500 |
| DHARWAD | 12650 | 12650 | 12650 |
| MANGALORE | 8200 | 8200 | 8600 |
| MYSORE | 9200 | 9200 | 9200 |
| T.PURAM | 9000 | 9100 | NR |
| ERNAKULAM | 9250 | 9250 | NR |
| KOZHIKODE | 8500 | 8500 | NR |
| THRISSUR | 8800 | 8800 | NR |
| PALAKKAD | 9700 | 9700 | NR |
| WAYANAD | 9400 | 9400 | NR |

| Masoor Dal Wholesale Prices (Rs./Qtl.) | | | |
|--|------------|------------|------------|
| Date | 2-Jun-22 | 26-May-22 | 2-May-22 |
| Centre | Masoor Dal | Masoor Dal | Masoor Dal |
| PUDUCHERRY | 9000 | NR | 8500 |
| CHENNAI | 8600 | 8500 | 8400 |
| DINDIGUL | 8600 | 8600 | 8600 |
| THIRUCHIRAPALLI | 8800 | 8800 | 8800 |
| COIMBATORE | 8700 | 8700 | 8700 |
| TIRUNELVELI | 9200 | 9200 | 9200 |
| CUDDALORE | 9500 | 9500 | 9200 |
| DHARMAPURI | 8900 | 8900 | 8900 |
| VELLORE | 8400 | 8400 | 8400 |
| RAMANATHAPURAM | NR | NR | NR |
| HYDERABAD | 9000 | 9000 | 9000 |
| KARIMNAGAR | NR | 8200 | 8200 |
| WARANGAL | NR | 9400 | 9400 |
| ADILABAD | 9500 | 9650 | 9800 |
| SURYAPET | 9000 | 9000 | 9000 |
| JADCHERLA | 9000 | 9000 | 9000 |

Disclaimer

The information and opinions contained in the document have been compiled from sources believed to be reliable. The company does not warrant its accuracy, completeness and correctness. Use of data and information contained in this report is at your own risk. This document is not, and should not be construed as, an offer to sell or solicitation to buy any commodities. This document may not be reproduced, distributed or published, in whole or in part, by any recipient hereof for any purpose without prior permission from the Company. IASL and its affiliates and/or their officers, directors and employees may have positions in any commodities mentioned in this document (or in any related investment) and may from time to time add to or dispose of any such commodities (or investment). Please see the detailed disclaimer at <http://www.agriwatch.com/Disclaimer.php> © 2022 Indian Agribusiness Systems Ltd.