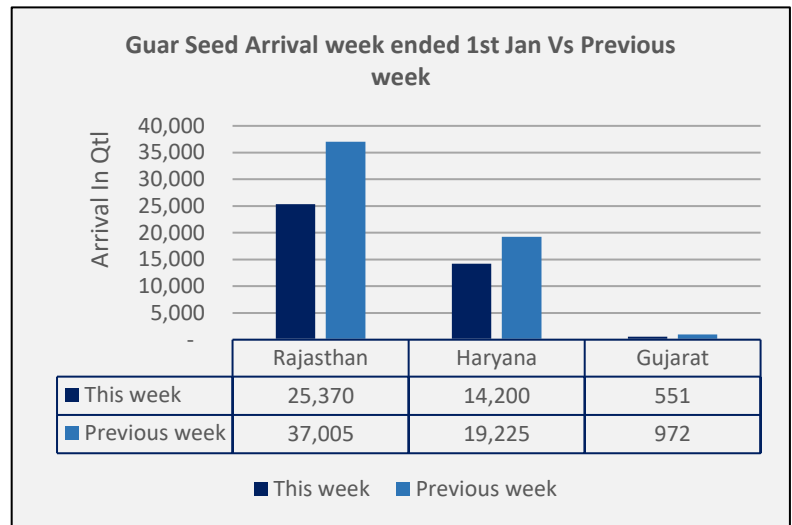


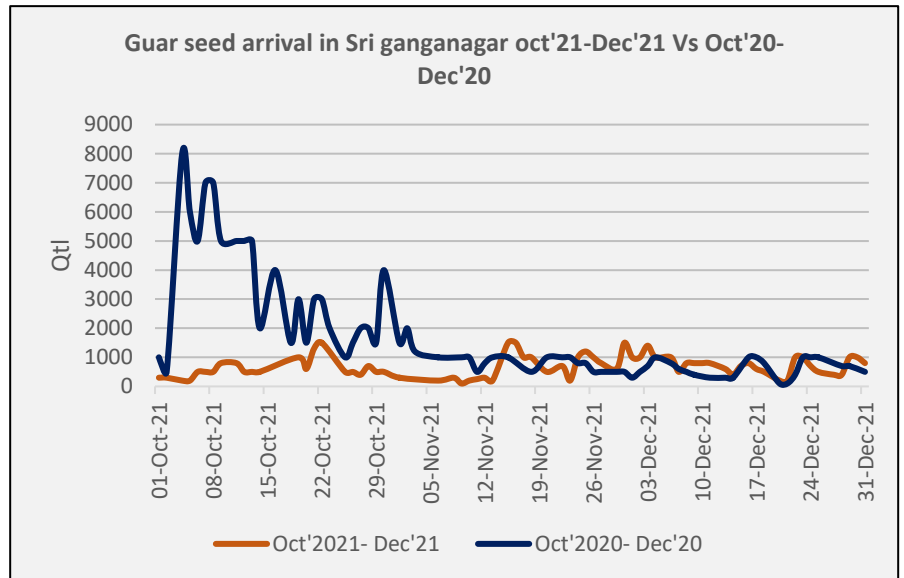
- In Jodhpur, guar seed prices remained firm as compared to previous day amid tight arrival in the market, In Rajasthan arrival stood at 2,250 Qtl as compared to 1,240 Qtl previous day, In Haryana arrival stood at 720 Qtl Vs 550 Qtl previous day. Tight arrival continued today too because of rainfall in major mandis.
- Week ended 1st Jan, guar seed arrival in Rajasthan arrival went down by 31% to 25,370 Qtl vs 37,005 Qtl previous week, In Haryana arrival went down by 26% to 14,200 Qtl vs 19,225 Qtl previous week and in Gujarat arrival went down by 43% to 551 Qtl vs 972 Qtl previous week.
- As on 31st Dec 2021, data released by Baker Hughes, the number of oilrigs in USA remain unchanged compared to previous week at 475.



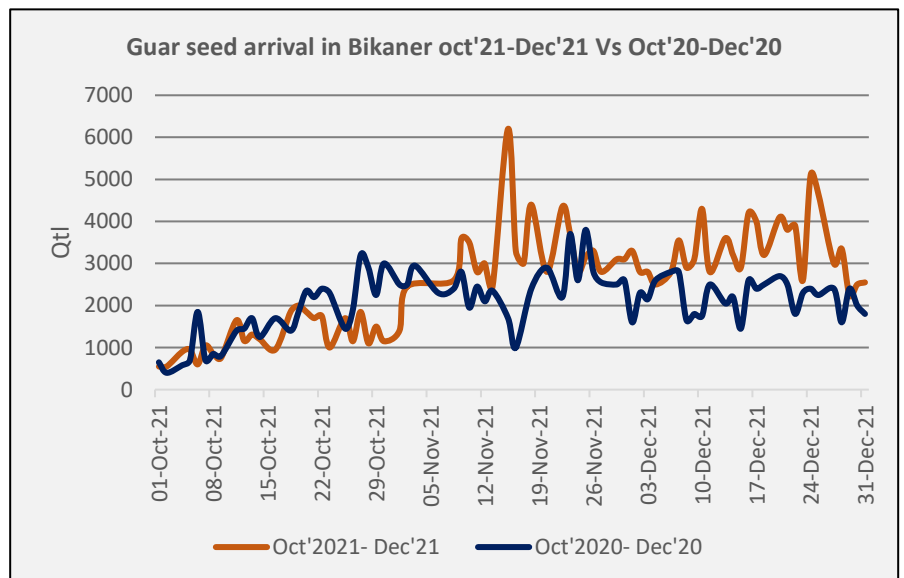
Monthly oilrig count in Oct'21 stood at 438 vs 201 last year same period. Increase in oilrig count continued this week as well, increase in oilrig count in US likely to support export demand which is major importer of guar. Additionally, Currently rupee against US dollar remained weak, likely to underpin guar exports.

- India's guar gum exports decreased in the month of November 2021 by 25.01% to 17,466 tonnes compared to 23,292 tonnes during previous month at an average FoB of US \$ 2169 per tonne in the month of Nov'2021 as compared to US \$ 1849 per tonne previous month. Further, the gum shipments were up by 30.21% in Nov'2021 compared to the same period last year. Of the total exported quantity, around 4,645 tonnes bought by US, Russia 4,000 tonnes, Germany 1,322 tonnes, china 1,070 tonnes, Australia 1,041 tonnes and Canada 862 tonnes.
- India's guar split exports increased in the month of Nov'2021 by 1.55% to 2,620 tonnes compared to 2,580 tonnes previous month at an average FoB of US \$ 1,557 per tonne in the month of Nov'21 compared to US \$ 1,325 per tonne previous month. However, the guar split shipments gone down by 42.51 % in Nov'21 2021 compared to the same period last year. Of the total exported quantity, around 1,900 tonnes bought by China, US 660 tonnes and Switzerland 60 tonnes.
- As on 10th Dec 2021, data released by Baker Hughes, the number of oilrigs in USA went up by 4 to 471 compared to 467 previous week. Monthly oilrig count in Oct'21 stood at 438 vs 201 last year same period. Increase in oilrig count continued this week as well, increase in oilrig count in US likely to boost export demand which is major importer of guar. Additionally, Currently rupee against US dollar remained weak, likely to support guar exports.

- In Sri Ganganagar, Oct-Dec'21 arrival stood 60% lower at 47,350 Qtl vs 118,600 Qtl in same period last year. Whereas, in Dec'21 arrival stood 42% higher at 19,900 Qtl vs 14,000 Qtl in Dec'20 and in November'21 arrival stood 17% lower at 14,050 Qtl vs 16,900 Qtl last year same period.



- In Bikaner (Bikaner, Nokha, Khajuwala and Lunkaransar), Oct-Dec'21 arrival went 21% up at 1,88,630 Qtl vs 1,55,580 Qtl in same period last year. Whereas, in Dec'21 arrival stood 51% higher at 89,750 Qtl vs 59,300 Qtl in Dec'20
- As per sources, farmers are willing to hold more guar produce this year due to anticipation of higher prices in future.



- According to Rajasthan govt 2021-22 first advance

estimates, Guar seed production estimate pegged at 13.73 lakh tonnes vs 11.36 lakh tonne last year, Additionally, 2021-22 acreage stood at 21.13 lakh hectare as compared to 24.84 lakh hectare last year. Yield pegged higher at 650 kg/Ha vs 458 kg/Ha last year.

- According to Gujarat govt 2021-22 first advance estimates, Guar Seed production estimate pegged at 1.01 lakh tonne Vs 0.85 Lakh tonnes last year, Additionally, 2021-22 acreage stood at 1.21 lakh ha Vs 1.22 lakh ha. Yield pegged higher at 873 kg/ha Vs 699 Kg/ Ha last year.
- According to the provisional data from Agricultural and Processed Food Products Export Development Authority (APEDA), the guar gum exports from India increased by 46% to 1,85,222 metric tonnes during April-Oct(2020-2021) this fiscal vs 1,26,808 metric tonnes during the corresponding period last year. In value terms, the exports went up to Rs. 1,631 crores vs Rs. 1,061 Cr. crores same period last year.

Previous Updates:

- India's guar gum exports increased in the month of October 2021 by 21.74% to 23,292 tonnes compared to 19,132 tonnes during previous month at an average FoB of US \$ 1849 per tonne in the month of Oct'2021 as compared to US \$ 1756 per tonne previous month. Further, the gum shipments were up by 62.53% in Oct'2021 compared to the same period last year. Of the total exported quantity, around 10,083 tonnes bought by US, Russia 3,327 tonnes, Germany 2,711 tonnes, china 789 tonnes, Australia 466 tonnes and Canada 911 tonnes.
- India's guar split exports decreased in the month of Oct'2021 by 29.51% to 2,580 tonnes compared to 3,660 tonnes previous month at an average FoB of US \$ 1325 per tonne in the month of Oct'21 compared to US \$ 1,370 per tonne previous month. However, the guar split shipments gone down by 24.78 % in Oct 2021 compared to the same period last year. Of the total exported quantity, around 1,900 tonnes bought by China, US 500 tonnes and Netherland 120 tonnes.
- **Outlook:** The guar seed and guar gum prices are likely to trade range bound with firm bias amid tight arrival and low production. Guar seed prices are expected to trade around Rs5800-6200/Qtl in near term.

NCDEX-FUTURES MARKET – Guar Seed

Contract	%	Open	High	Low	Close	Volume	Change	OI	Change
Jan-21	-0.29	6168	6170	6053	6150	14165	-5130	28610	-2585
Feb-22	-0.56	6230	6230	6112	6195	33660	-1675	55200	3060

NCDEX-FUTURES MARKET- Guar Gum

Contract	%	Open	High	Low	Close	Volume	Change	OI	Change
Jan-21	-0.79	11024	11010	10768	10937	5340	-3590	13955	-1,415
Feb-22	-0.85	11130	11130	10862	11035	13370	-4730	41620	1,745

Guar seed Stock Position:

Stocks	Demat	In-Process	Total
	05-Jan-22	05-Jan-22	05-Jan-22
Bikaner	18424	90	18514
Deesa	138	-	138
Sri Ganganagar	1281	-	1281
Jodhpur	724	-	724
Nokha	-	-	-

Guar Gum Stock Position:			
Stocks	Demat	In-Process	Total
	05-Jan-22	05-Jan-22	05-Jan-22
Deesa	120	-	120
Bikaner	4192	30	4222
Jodhpur	15883	134	16017
Nokha	4029	30	4059
Sri Ganganagar	60	-	60

Churi and Korma Prices:		6-Jan-22
Commodity	Center	Rs./75 kg.
Churi	Jodhpur	2300
Korma	Jodhpur	3500
Churi	Sri Ganganagar	2475
Korma	Sri Ganganagar	3600

Guar Export Prices:		6-Jan-22	6-Jan-22
	Variety	Value (Rs/Kg)	Value (\$/MT)
Guargum/Split (Mundra Port)		61	820
Guargum Powder	200 Mesh 5000 CPS	75	1008
	200 Mesh 3500 CPS	72	968
Guargum Meal	Meal 40%	28	376
	Meal 50%	41	551

Guar seed EDD:					
	10-Jan-21	10-Feb-22	10-Mar-22	10-Apr-22	10-May-22
Bikaner	1582	502	40	20	3783
Deesa	-	-	-	-	-
Sri Ganganagar	-	-			371
Jodhpur	-	-	-	-	50
Nokha	-	-	-	-	-

Guar Gum EDD:					
	10-Jan-21	10-Feb-22	10-Mar-22	10-Apr-22	10-May-22
Deesa	-	-	-	-	-
Bikaner	-	-	-	-	1220
Jodhpur	50	313	546	690	3360
Nokha	100	229	209	389	1220
Sri Ganganagar	-	10	-	30	40

Guar Seed Prices at Key Spot Markets:

Commodity	District	Centre	Prices (Rs/Qtl)		Change
			6-Jan-22	5-Jan-22	
Guar Seed					
Rajasthan	Jodhpur	Jodhpur (Loose)	6050	5800	250
		Jodhpur(Delivery)	6353	6090	263
	Sri-Ganganagar	Sri-Ganganagar(Loose)	5900	5900	Unch
		Sri-Ganganagar (Delivery)	6050	6050	Unch
		Rawla (Loose)	6000	NR	-
		Gharsana (Loose)	6050	NR	-
		Raisinghnagar (Loose)	NR	NR	-
	Bikaner	Bikaner (Loose)	5950	NR	-
		Bikaner (Delivery)	6248	NR	-
		Nokha(Loose)	5800	NR	-
		Nokha (Delivery)	6090	NR	-
		Khajuwala (Loose)	6050	NR	-
		Khajuwala (Delivery)	6353	NR	-
		Lunkaransar (Loose)	NR	NR	-
	Hanumangarh	Hanumangarh (Loose)	NR	NR	-
		Hanumangarh (Delivery)	NR	NR	-
		Nohar (Loose)	NR	NR	-
		Pilibanga (Loose)	5800	NR	-
	Nagaur	Nagaur (Loose)	6000	NR	-
	Churu	Churu (Delivery)	6000	6000	Unch
Alwar	Alwar (Loose)	5500	5400	100	
Haryana	Hisar	Adampur (Loose)	5750	5700	50
		Adampur (Delivery)	6038	5985	53
	Bhiwani	Bhiwani (Delivery)	NR	NR	-
		Siwani (Loose)	5950	5900	50
	Sirsa	Sirsa (Loose)	NR	5600	-
		Dhabwali (Loose)	NR	NR	-
		Dhabwali (Delivery)	NR	NR	-
		Ellanabad (Loose)	NR	NR	-
Fatehabad	Fatehabad (Loose)	5400	NR	-	
Gujarat	Banaskantha	Deesa (Loose)	NA	NA	-
	Patan	Patan (Loose)	NA	5605	-
	Rajkot	Rajkot (Loose)	5675	5700	-25
	Jamnagar	Dhrol (Loose)	NA	NA	-

Madhya Pradesh	Gwalior	Dabra (Loose)	NA	NA	-
Guar Gum					
Rajasthan	Jodhpur	Jodhpur	10900	11200	-300
	Alwar	Alwar	NR	NR	-
	Hanumangarh	Nohar	NR	NR	-
Haryana	Bhiwani	Bhiwani	NR	NR	-
	Sirsa	Sirsa	NR	11250	-
		Dhabwali	NR	NR	-
		Ellanabad	NR	NR	-
Fatehabad	Fatehabad	10900	NR	-	

Guar Seed Arrivals in Key Centers					
Commodity	District	Centre	Arrivals (Quintals)		Change
			6-Jan-22	5-Jan-22	
Guar Seed	Jodhpur	Jodhpur	100	70	30
	Sri-Ganganagar	Sri-Ganganagar	400	1000	-600
		Rawla	100	NR	-
		Gharsana	50	NR	-
		Raisinghnagar	NR	NR	-
	Bikaner	Bikaner	800	NR	-
		Nokha	300	NR	-
		Khajuwala	150	NR	-
		Lunkaransar	NR	NR	-
	Hanumangarh	Hanumangarh	NR	NR	-
		Nohar	NR	NR	-
		Pilibanga	50	NR	-
	Nagaur	Nagaur	200	NR	-
	Churu	Churu	50	100	-50
	Alwar	Alwar	50	70	-20
Haryana	Hisar	Adampur	600	NA	-
	Bhiwani	Bhiwani	NR	NR	-
		Siwani	100	50	50
	Sirsa	Sirsa	NR	500	-
		Dhabwali	NR	NR	-
		Ellanabad	NR	NR	-
Fatehabad	Fatehabad	20	NR	-	
Gujarat	Banaskantha	Deesa	NA	NA	-
	Patan	Patan	NA	25	-
	Rajkot	Rajkot	70	30	40

	Jamnagar	Dhrol	NA	NA	-
Madhya Pradesh	Gwalior	Dabra	NA	NA	-
Total Arrivals/Above Markets			3040	1845	1195

Disclaimer

The information and opinions contained in the document have been compiled from sources believed to be reliable. The company does not warrant its accuracy, completeness and correctness. Use of data and information contained in this report is at your own risk. This document is not, and should not be construed as, an offer to sell or solicitation to buy any commodities. This document may not be reproduced, distributed or published, in whole or in part, by any recipient hereof for any purpose without prior permission from the Company. IASL and its affiliates and/or their officers, directors and employees may have positions in any commodities mentioned in this document (or in any related investment) and may from time to time add to or dispose of any such commodities (or investment). Please see the detailed disclaimer at <http://www.agriwatch.com/Disclaimer.asp> © 2021 Indian Agribusiness Systems Pvt Ltd.